

GSN 4-01

**Dress and Appearance
of Grayson Naval
Personnel
GSN 4-01**



***Bureau of
Communications***

Landing, Manticore



**THE ROYAL
MANTICORAN NAVY**
**The Official Honor Harrington
Fan Association**

THE ROYAL MANTICORAN NAVY

**Office of the Fourth Space Lord
Department of Uniform Manuals
GSN 4-01**

Dress and Appearance of Grayson Naval Personnel



**Bureau of Communications
Admiralty House
Landing, Manticore**

GSN 4-01

GSN 4-01 Dress and Appearance of Grayson Naval Personnel

Published as GSN 4-01 Dress and Appearance of Grayson Naval Personnel 26OCT2017

The Royal Manticoran Navy
Bureau of Communications
Department of Uniform Manuals
Admiralty House
Landing, Manticore

Commodore Zachary White, KDE, MC, OG, MR, QBM, RMN
Director, Department of Uniform Manuals

Rear Admiral of the Red David Weiner, KSK, GCE, RMN
Fourth Space Lord
Baron Serpent Head Point

Formatted by: Lieutenant(SG) Karyn Hill, KE, RMN and Commodore Zachary White
Edited by: Commodore Zachary White and Lieutenant(SG) Karyn Hill
Illustrations by: Senior Chief Warrant Officer Ryan Gale, CGM, RMN
Captain(JG) William Knight, KDE, MC, OG, CBM, RMN, Baron White Lion
Admiral of the Green Robert Bulkeley Jr, KSK, SC, DSO, CGM, RMN, Duke Mountain View
Commodore Zachary White

Special Thanks to Uniform Board for their assistance.

Chairman, Uniform Board: CSMCPO William Lochen, KSK, OC, KR, KE, SC, NS, RMN, Earl Boundary Waters
GSN Officer Liaison: Commander Daniel Connelly, GSN,
GSN Enlisted Liaison:

Special Notice: The programs, policies, requirements, and regulations published in this manual are subject to continual review in order to serve the needs of The Royal Manticoran Navy; The Official Honor Harrington Fan Association members, and are subject to change at any time, as circumstances may require.

DISTRIBUTION RESTRICTION: Approved for public release, distribution is unlimited.
The Royal Manticoran Navy; The Official Honor Harrington Fan Association, Inc. Some rights reserved. Honor Harrington and all related materials © David Weber.

Table of Contents

Introduction	2
Orders of Dress for the GSN	3
Utilities:	3
Service Coat:	3
How To Use This Manual	4
Uniforms of the Grayson Space Navy	6
Descriptions of Each Order of Dress	7
Shipboard Utility Uniform	7
Service Undress Uniform	12
Service Dress Uniform	27
Dress Uniform	40
Mess Dress Uniform	44
Special Uniforms of the Grayson Space Navy	51
Special Uniforms - Chapter Bosun	52
Special Uniforms - Protector's Own	55
Measurement and Insignia Guide	56
Quartermaster's Corner	70

Introduction

How To Use This Manual

This manual has been designed for the member's ease of use. Please notice that the manual has been broken up into several sections: Uniforms of the Grayson Space Navy, Special Uniforms of the Grayson Space Navy, a Measurement and Insignia Guide, and the Quartermaster's Corner. Each of these sections can be easily found using the table of contents found on page 1.

This manual has also been designed so the user can quickly reference the description for an order of dress they desire, find their rank, and print the appropriate section. The same technique may be applied to the illustrations that follow, which also includes a required items entry listing the items required to build that particular uniform. Please note that all drawings are not to scale and should be considered for visual reference only.

A Note from the Author and Editors:

This manual is intended to act as a guide for those that wish to construct a canon uniform for the Grayson Space Navy component within The Royal Manticoran Navy: The Official Honor Harrington Fan Association. While TRMN is a military fan association, the Uniform Board does recognize that not all members have the resources to construct a fully to spec uniform. The official policy of TRMN is, and will remain, one of "do your best," and we hope that members will utilize the resources available in this manual to accomplish that end.

Many options exist regarding uniforms, however the materials contained within should be considered best practices and are endorsed by the Uniform Board, Admiralty House and BuNine as keeping with the spirit and the brand of the Honorverse. For some items, however, there are no suitable substitutes, and in those rare cases, the exception has been noted. The information contained within these pages has been reviewed and passed by BuNine, Admiralty House, the head of the Grayson Space Navy, and the Uniform Board, and should be considered the most up-to-date information available

Many months were donated by the editorial staff and the Uniform Board in order to bring this finished product to the membership, and we sincerely hope that you enjoy what we have put together for you. This manual has been constructed largely from scratch utilizing the limited images found in House of Steel, many conversations, and logical conjecture. It has been a bear, but its finally done! I'm just sorry that it took this long. Thank you for being so patient. With all that in mind, if you are unsure of something, or require further clarification, please do not hesitate to ask.

We love what we do, and we have made this manual as a labor of love to bring our vision of TRMN to you. We want you to look your best and have fun doing it! Thank you and enjoy!

From the Department of Uniform Manuals,
Commodore Zachary White



Orders of Dress for the GSN

There are five orders of dress for personnel in the RMN.

1. Shipboard Utility Uniform
2. Service Undress Uniform
3. Service Dress Uniform
4. Dress Uniform (senior enlisted personnel only)
5. Mess Dress Uniform (officers and warrant officers only)

Utilities:

The shipboard utility uniform is worn by all personnel while stationed aboard a warship.

Service Coat:

A service coat, worn with pants, is worn by officers and warrant officers for all orders of dress following the utility coveralls. Enlisted personnel are also authorized to wear two variations of the service coat for all orders of dress following the utility coveralls. Senior non-commissioned officers E-7 through E-10 may wear the officer's service coat, with specified modifications, for their dress uniform. All enlisted personnel, junior non-commissioned officers, and senior non-commissioned officers E-1 through E-10 wear a dark blue, Eisenhower style service coat for the service dress uniform. The specifics of each service coat will be discussed further in the appropriate section.

Quick Reference Table of the Five Orders of Dress for the GSN:

	Utility Uniform	Service Undress Uniform	Service Dress Uniform	Dress Uniform	Mess Dress Uniform
OFFICERS	Coveralls	No Service Coat	Officer Service Coat	N/A	Special
ENLISTED	Coveralls	No Service Coat	IKE Style Service Coat	Officer's Service Coat (E-7 through E-10 ONLY)	N/A

As can be seen, enlisted personnel E-1 through E-6 do not have the option of wearing a dress uniform, as the service dress uniform is the most formal uniform variation afforded their rank. Enlisted personnel E-7 through E-10 do not have the option of wearing a mess dress uniform as the dress uniform is the most formal uniform variation afforded their rank.

How To Use This Manual

Uniform Type

General Description

Description of Each Order of Dress

Service Dress Uniform

The service dress Uniform is worn by all personnel for more formal duties, such as those involving interaction with the public. This will be the most common uniform seen at conventions and is usually the first uniform obtained by both officers and enlisted personnel. Actively serving chapter commanding officers wear their hyper-command star(s), in lieu of the space warfare pin or Flight Wings, placed according to the measurement guide found further in this manual.

Rank Specific Section

Officers:

Officers wear a black tunic, a white, close-fitting, mock turtleneck and black untrimmed pants. The pants are bloused into low-topped black boots or worn un-bloused with shined black oxford uniform shoes or black boots. A gold, metal, name badge with gold frosted lettering is affixed to the wearer's right breast. For example: SMITH, J. The name badge should be affixed with magnets or clutch pins. Silver or gold metal rank insignia is worn on each collar. Additionally, officers indicate their rank on the cuffs of the tunic with either metallic silver or metallic gold braid commensurate to their rank. Officers wear hard shoulder boards commensurate with their current rank. Shoulder boards are scarlet with metallic silver or metallic gold rank stripes depending on the wearer's rank. An exception is made for Flag officers "of the Green" who will wear Sphinxian green shoulder boards. The shoulder boards are attached to the uniform with two small strips of black elastic so as to ensure a tight fit. The RMN patch is affixed to the upper right sleeve, and the wearer's ship patch is affixed to the upper left sleeve. Any award stripes earned are authorized for wear and are affixed to the right sleeve. Ribbons are displayed on the left breast, along with the space warfare pin, if earned. Any unit awards earned are displayed below the name badge. All rank insignia, cuff braid, award stripes, patches, and ribbons/pins are affixed according to the measurement guide found further in this manual. All personnel will wear a black beret with the SKM flash positioned over the left eye. Actively serving chapter commanding officers are authorized a white beret commensurate with their status.

Warrant Officers:

Warrant officers wear a black tunic, a white, close-fitting, mock turtleneck and black untrimmed pants. The pants are bloused into low-topped black boots or worn un-bloused with shined black oxford uniform shoes or black boots. A gold, metal, name badge with gold frosted lettering is affixed to the wearer's right breast. For example: SMITH, J. The name badge should be affixed with magnets or clutch pins. Silver or gold metal crown insignia is worn on each collar. Warrant officers will also wear the appropriate number of silver rank chevrons as well as their rating badge on their left sleeve only. The RMN patch is affixed to the upper right sleeve, and the wearer's ship patch is affixed to the upper left sleeve. Any award stripes earned are authorized for wear and are affixed to the right sleeve. Ribbons are displayed on the left breast, along with the space warfare pin, if earned. Any unit awards earned are displayed below the name badge. All rank insignia, chevrons, award stripes, patches, and ribbons/pins are affixed according to the measurement guide found further in this manual. All personnel will wear a black beret with the SKM flash positioned over the left eye.

How To Use This Manual (continued)

Uniform Illustration

Uniform Type


Illustrations of Each Order of Dress

Dress Uniform

Enlisted (E-7 through E-10):

Required Items:

1. Black tunic
2. 18 Gold RMN buttons
3. Black pants
4. Black low-topped shoes
5. White compression mock-turtleneck
6. Gold metal name badge
7. Ribbons/awards as necessary
8. ESWP as necessary
9. Black beret with RMN flash
10. Ship assignment patch
11. Rating patch
12. RMN patch



Rank Specific Section

Items Needed to Make this Uniform

Uniforms of the Grayson Space Navy

The following section contains written descriptions and illustrations that cover all available GSN uniforms. The written descriptions are broken down for officers, warrant officers, and enlisted personnel. The enlisted descriptions are further broken down to denote the differences between E-1 through E-6, and the senior enlisted personnel holding the ranks of E-7 through E-10.

Additionally, distinction has been made, where necessary, between the male and female versions of the various uniforms.

Each written description is designed to compliment the illustrations immediately following. Please reference the illustrations and the Measurement and Insignia Guide for proper placement of uniform items.



Descriptions of Each Order of Dress

Shipboard Utility Uniform

The shipboard utility uniform is worn by all personnel as the standard uniform while aboard a warship. For all ranks the utility uniform consists of navy blue coveralls with a standard, lay down, collar, a belt with military friction buckle, and a white, crew-neck undershirt.

Note: While a white crew-neck undershirt is strictly regulation, many crews adopt their own tee-shirt or undershirts to wear under the utilities. So called "morale shirts" with the vessel's crest have been seen, as well as "Henley" shirts or waffle pattern shirts. High Command tends to look the other way in this particular case as long as the "violations" are not obviously egregious and still maintain proper military appearance and decorum.

The coveralls are worn un-bloused over low-topped black boots. The following applies to all ranks. A navy blue name tape with silver embroidered lettering is worn over the right pocket. The name tape should be centered and placed so that the top edge of the pocket touches the bottom edge of the name tape. The name tape should be last name only, in all capital letters. For example: **SMITH**. A navy blue patch with silver embroidered Space Warfare Pin insignia (if earned) is placed directly above the name tape and centered. The bottom edge of the patch should be positioned so that it touches the top edge of the name tape. A navy blue patch with silver embroidered Combat Action Badge insignia (if earned) is worn centered above the left pocket in the same manner as the name tape.

Note: High Command has authorized the wear of metal insignia due to the current shortage of the embroidered patches. If metal insignia is worn, position the pin, centered, approximately 0.5" off the top of the name tape and pocket respectively.

All ranks will wear the patch that corresponds to their current assignment centered on the right pocket, directly below the flap. The Grayson Space Navy (GSN) patch will be affixed to the left shoulder according to the measurement guide found further in this manual. No further insignia or awards are authorized for wear on the utility coveralls.

Note: GSN personnel serving aboard vessels in the Royal Manticoran Navy (RMN), or assigned to one of the various bureaus at Admiralty House that does not have a round style patch available, will affix their RMN-style patch to the right shoulder of their utility coveralls according to the measurement guide found further in this manual.

Shipboard Utility Uniform (continued)

Navy blue GSN ball caps are authorized for wear with the utility coveralls. The cap is a standard base ball style cap with either a fitted or velcro adjustable back. "Trucker" style caps, as well as faddish caps, such as those featuring a flat brim, are not authorized. The GSN crest is embroidered on the front per regulation and the emblem should be no more than 3" high. Each each ship is also authorized to make a ship-specific ball cap in the same style that features their own crest embroidered on the front. Inquiries should be made to the Office of Supply by a ship representative for those who desire more information.

Additionally, the GSN blue flight cap, trimmed in black, is also authorized for wear. The silver GSN insignia is placed on the left side of the cap. Warrant officers and officers will place their rank insignia on the right side of the cap. All insignia is affixed according to the measurement guide found further in this manual.

Note: Ship specific insignia is authorized in lieu of the GSN flight cap insignia for flight caps. Insignia should be no more than 1.5" tall and reflect elements from the ship crest. The insignia should be in the form of a pin. Inquiries should be made with the Office of Supply by a ship representative for those who desire more information.

Shipboard Utility Uniform (continued)

Officers:

Officers wear their rank insignia on their collar. Rank is silver, gold, or embroidered depending on the rank, on navy blue fabric and affixed to the collar according to the measurement guide found further in this manual. Metal rank insignia is also authorized for wear and is affixed in a similar manner. All officers wear a GSN blue uniform belt with a silver military friction buckle.

Commanding officers are authorized to wear a GSN flight cap trimmed in silver to denote their status. If electing to wear a ball cap, a commanding officer may have embroidered "CO," "Captain," or a similar title to denote his/her status. So-called "scrambled eggs" are authored for wear on the ball caps by the commanding officer and flag officers only. The insignia should be embroidered in gold. Inquiries should be made with the RMN Bureau of Communications for the appropriate artwork.

Flag officers are authorized to wear a GSN flag officer flight cap, trimmed in a thicker silver braid. Flag officers should consult with the quartermaster for further details.

Required Items:

1. Navy blue coveralls
2. Black low topped boots
3. White undershirt
4. GSN flight cap with insignia
5. Navy blue nametape
6. GSN patch
7. Ship/assignment patch
8. S.W.P. (metal or embroidered)
9. C.A.P. (metal or embroidered)
10. Rank insignia
11. Navy blue belt with silver buckle



Shipboard Utility Uniform (continued)

Warrant Officers:

Warrant officers wear their rank insignia on their collar. Rank is silver embroidered on navy blue fabric and affixed to the collar according to the measurement guide found further in this manual. Metal rank insignia is also authorized for wear and is affixed in a similar manner. All warrant officers wear a GSN blue uniform belt with a silver military friction buckle.

Required Items:

1. Navy blue coveralls
2. Black low topped boots
3. White undershirt
4. GSN flight cap with insignia
5. Navy blue name tape
6. GSN patch
7. Ship/assignment patch
8. S.W.P. (metal or embroidered)
9. C.A.P. (metal or embroidered)
10. Rank insignia (metal or embroidered)
11. Navy blue belt with silver buckle



Shipboard Utility Uniform (continued)

Enlisted:

Enlisted personnel wear their rank insignia on their left sleeve, affixed below the GSN patch according to the measurement guide found further in this manual. All enlisted personnel wear a gray uniform belt with a silver military friction buckle. Personnel should consult the quartermaster for replacement sourcing should they have misplaced their issued belt.

Required Items:

1. Navy blue coveralls
2. Black low topped boots
3. White undershirt
4. GSN flight cap with insignia
5. Navy blue name tape
6. GSN patch
7. Ship/assignment patch
8. S.W.P. (metal or embroidered)
9. C.A.P. (metal or embroidered)
10. Rank insignia
11. Gray blue belt with silver buckle



Service Undress Uniform

The service undress uniform is worn by all personnel for shipboard activities deemed too formal for the shipboard utility uniform. Examples include receiving fellow officers in the Wardroom, award ceremonies, or mooring arrivals and departures. For ground-side personnel, it is to be considered the standard Uniform of the Day (UOD) unless otherwise instructed by your superior officers. This uniform is considered a less formal version of the Service Dress Uniform. Both a male and female version of this uniform is authorized. Females are authorized to wear male-specific uniform items, however males are not authorized to wear female-specific uniform items. Those members that identify as transgender are authorized to wear the uniform of the gender they identify with.

Service Undress—Male:

The uniform consists of a long sleeved, button down collar, white Oxford-style dress shirt. The shirt should feature two breast pockets with button down flaps, as well as epaulet loops on the shoulder. The Oxford shirt may be worn either open collar with a white crewneck undershirt, or closed with a blue GSN tie. The shirt is worn tucked into the trousers with military tucks along the wearer's sides.

Note: The decision to wear the shirt open collar should be determined by the season. As per regulation, open collar should be utilized in the months of April to September, and closed collar with tie should be utilized in the months of October to March. In locations without defined seasons, the decision is left to the local chapter commanders.

GSN blue trousers are worn un-bloused with black boots or low quarters. All personnel wear a GSN blue uniform belt with a silver military friction buckle. The GSN blue flight cap, trimmed in black, is worn. The silver GSN insignia is placed on the left side of the cap. Warrant officers and officers will place their rank insignia on the right side of the cap. All insignia is affixed according to the measurement guide found further in this manual.

All ranks will wear the patch that corresponds to their current assignment affixed to the right shoulder and the GSN patch will be affixed to the left shoulder. All patches will be placed according to the measurement guide found further in this manual. GSN personnel on loan will wear the appropriate assignment patch.

A black plastic, rounded edge, name badge with white engraved lettering is worn over the right pocket. The name badge should be centered and placed so that the top edge of the pocket touches the bottom edge of the name badge. The name badge should be last name only in all capital letters. For example: SMITH. Ribbons are authorized for optional wear, and if worn should be centered above the left pocket in the same manner as prescribed for wear of the name badge. Unit award ribbons (if earned) are worn centered on the right pocket flap, below the name badge.

Note: As ribbons are optional for wear with this uniform variant, the policy of "all or none" should be followed. If ribbons are elected to be worn, then ribbons and unit awards should be displayed. If ribbons are not elected to be worn, no ribbons or unit awards should be displayed.

Service Undress Uniform (continued)

The Combat Action Pin (if earned) is worn on the left breast. If ribbons are worn, the Combat Action Pin is worn centered approximately 0.5" above the ribbons. If no ribbons are worn, the pin is centered approximately 0.5" off the top of the left pocket. The Space Warfare Pin (if earned) is worn on the right breast, centered approximately 0.5" above the name badge.

Foreign awards that include a chest star or chest badge, such as the Most Regal Order of Queen Elizabeth, and the Most Honorable Order of King Roger, may be displayed centered on the left pocket below the flap, if earned. Ribbons for those awards should be placed according to their nation's order of precedence after all GSN awards. While all such ribbons may be displayed, only one device may be displayed. If the member has multiple awards they should choose to display the highest available. Foreign award sashes are not authorized.

Any Royal Manticoran Navy (RMN) award stripes earned are not authorized for wear. The GSN equivalent ribbon may be displayed according to regulations. Shoulder boards or epaulets are not authorized for wear.

Service Undress—Female:

The uniform consists of a long-sleeved, stiff collar, white Oxford-style dress shirt. The shirt should feature two breast pockets with button down flaps, as well as epaulet loops on the shoulder. The Oxford shirt may be worn either open collar with a white crewneck undershirt, or closed with a blue GSN tie tab. The shirt is worn tucked into the trousers with military tucks along the wearer's sides. Female GSN personnel are also authorized to wear a "princess cut" long-sleeved, white Oxford shirt specifically designed to be worn un-tucked. The shirt should feature epaulet loops.

Note: The decision to wear the shirt open collar should be determined by the season. As per regulation, open collar should be utilized in the months of April to September, and closed collar with tie should be utilized in the months of October to March. In locations without defined seasons, the decision is left to the local chapter commanders.

GSN blue trousers are worn, un-bloused, with black boots or low quarters. Females are also authorized patent leather military pumps with no greater than a 1.5" heel. If pumps are worn, personnel are encouraged to wear a conservative, skin-toned pair of hose. Females may also elect to wear a unique type of pant called a culotte, hemmed to ankle length and constructed in GSN blue. Inquiries should be made to the Office of Supply as to the appropriate pattern to use when constructing this piece.

Females assigned to staff duties planet-side (High Admiral's staff, Academy staff, etc.) may elect to wear two types of GSN blue dress skirt. The primary dress skirt is the A-line style without the split. The optional straight hanging skirt with the side-split to the top of the knee is authorized as well. Both will be ankle length (no higher than ankle, no longer than the bottom of the heel).

The female variant GSN blue flight cap, trimmed in black, is worn. The silver GSN insignia is placed on the left side of the cap. Warrant officers and officers will place their rank insignia on the right side of the cap. All insignia is affixed according to the measurement guide found further in this manual.

Service Undress Uniform (continued)

All ranks will wear the patch that corresponds to their current assignment affixed to the right shoulder and the GSN patch will be affixed to the left shoulder. All patches will be placed according to the measurement guide found further in this manual. GSN personnel on loan will wear the assignment patch appropriate.

A black plastic, rounded-edge name badge with white engraved lettering is worn over the right pocket. The name badge should be centered and placed so that the top edge of the pocket touches the bottom edge of the name badge. The name badge should be last name only in all capital letters. For example: SMITH. Ribbons are authorized for optional wear, and if worn should be centered above the left pocket in the same manner as prescribed for wear of the name badge. Unit award ribbons (if earned) are worn, centered, on the right pocket flap, below the name badge.

Note: As ribbons are optional for wear with this uniform variant, the policy of "all or none" should be followed. If ribbons are elected to be worn, then ribbons and unit awards should be displayed. If ribbons are not elected to be worn, no ribbons or unit awards should be displayed.

The Combat Action Pin (if earned) is worn on the left breast. If ribbons are worn, the Combat Action Pin is worn centered approximately 0.5" above the ribbons. If no ribbons are worn, the pin is centered approximately 0.5" off the top of the left pocket. The Space Warfare Pin (if earned) is worn on the right breast, centered approximately 0.5" above the name badge.

Important Note: "Princess cut" blouses do not have pockets on the chest. Therefore the following guidelines should be observed. The name badge should be centered on the right breast approximately even with the bottom of the second button. Ribbons, if worn, should be affixed to the left breast in such a position so that the bottom of the ribbon rack is aligned with the bottom of the name badge. If no ribbons are worn, the Combat Action Pin should be affixed so that the bottom of the pin is aligned with the bottom of the name badge, otherwise placement of the Space Warfare Pin and the Combat Action Pin remain unchanged. Any unit awards earned are worn centered approximately 0.5" below the name badge. Foreign awards that include a chest star or chest badge, such as the Most Regal Order of Queen Elizabeth, and the Most Honorable Order of King Roger, may be displayed on the left hand side of the blouse, centered on the ribbons, even with the third button from the bottom of the blouse.

Foreign awards that include a chest star or chest badge, such as the Most Regal Order of Queen Elizabeth, and the Most Honorable Order of King Roger, may be displayed, centered, on the left pocket below the flap if earned. Ribbons for those awards should be placed, according to their nation's order of precedence, after all GSN awards. While all such ribbons may be displayed, only one device may be displayed. If the member has multiple awards they should choose to display the highest available. Foreign award sashes are not authorized.

Any RMN award stripes earned are not authorized for wear. The GSN equivalent ribbon may be displayed according to regulations. Shoulder boards or epaulets are not authorized for wear.

Service Undress Uniform (continued)

Officers: (Male)

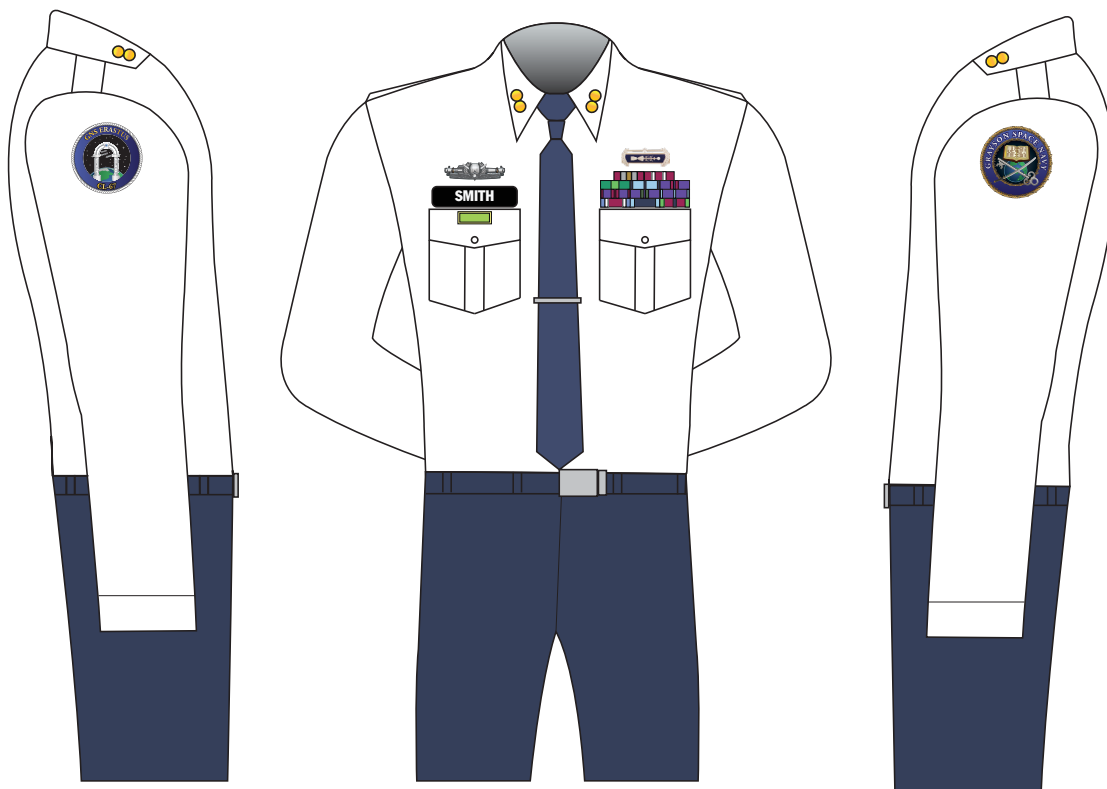
Officers wear their rank insignia on their collar. Rank is silver or gold, depending on the rank, and affixed to the collar according to the measurement guide found further in this manual.

Commanding officers are authorized to wear a GSN flight cap trimmed in silver to denote their status. The flight cap may be of the male or female variety according to regulations.

Flag officers are authorized to wear a GSN flag officer flight cap, trimmed in a thicker silver braid. Flag officers should consult with the Quartermaster for further details.

Required Items:

- | | |
|------------------------------------|---------------------------------------|
| 1. White dress shirt as specified | 8. GSN patch |
| 2. GSN blue tie | 9. Ship/assignment patch |
| 3. GSN blue trousers | 10. S.W.P. |
| 4. Black low topped boots or shoes | 11. C.A.P. |
| 5. White undershirt | 12. Ribbons |
| 6. GSN flight cap with insignia | 13. Rank insignia |
| 7. Black plastic name badge | 14. Navy blue belt with silver buckle |



Service Undress Uniform (continued)

Officers: (Female)


Officers wear their rank insignia on their collar. Rank is silver or gold, depending on the rank, and affixed to the collar according to the measurement guide found further in this manual.

Commanding officers are authorized to wear a GSN flight cap trimmed in silver to denote their status. The flight cap may be of the male or female variety according to regulations.

Flag officers are authorized to wear a GSN flag officer flight cap, trimmed in a thicker silver braid. Flag officers should consult with the Quartermaster for further details.

Required Items:

- | | |
|---------------------------------------|---------------------------------------|
| 1. White dress shirt as specified | 8. GSN patch |
| 2. GSN blue tie | 9. Ship/assignment patch |
| 3. GSN blue trousers | 10. S.W.P. |
| 4. Black low topped boots/shoes/pumps | 11. C.A.P. |
| 5. White undershirt | 12. Ribbons |
| 6. GSN flight cap with insignia | 13. Rank insignia |
| 7. Black plastic name badge | 14. Navy blue belt with silver buckle |



Service Undress Uniform (continued)

Officers: (Female)


Officers wear their rank insignia on their collar. Rank is silver or gold, depending on the rank, and affixed to the collar according to the measurement guide found further in this manual.

Commanding officers are authorized to wear a GSN flight cap trimmed in silver to denote their status. The flight cap may be of the male or female variety according to regulations.

Flag officers are authorized to wear a GSN flag officer flight cap, trimmed in a thicker silver braid. Flag officers should consult with the Quartermaster for further details.

Required Items:

- | | |
|---------------------------------------|---------------------------------------|
| 1. White dress shirt as specified | 8. GSN patch |
| 2. GSN blue tie | 9. Ship/assignment patch |
| 3. GSN blue culottes | 10. S.W.P. |
| 4. Black low topped boots/shoes/pumps | 11. C.A.P. |
| 5. White undershirt | 12. Ribbons |
| 6. GSN flight cap with insignia | 13. Rank insignia |
| 7. Black plastic name badge | 14. Navy blue belt with silver buckle |



Service Undress Uniform (continued)

Officers: (Female)


Officers wear their rank insignia on their collar. Rank is silver or gold, depending on the rank, and affixed to the collar according to the measurement guide found further in this manual.

Commanding officers are authorized to wear a GSN flight cap trimmed in silver to denote their status. The flight cap may be of the male or female variety according to regulations.

Flag officers are authorized to wear a GSN flag officer flight cap, trimmed in a thicker silver braid. Flag officers should consult with the Quartermaster for further details.

Required Items:

- | | |
|---------------------------------------|---------------------------------------|
| 1. White dress shirt as specified | 8. GSN patch |
| 2. GSN blue tie | 9. Ship/assignment patch |
| 3. GSN blue skirt | 10. S.W.P. |
| 4. Black low topped boots/shoes/pumps | 11. C.A.P. |
| 5. White undershirt | 12. Ribbons |
| 6. GSN flight cap with insignia | 13. Rank insignia |
| 7. Black plastic name badge | 14. Navy blue belt with silver buckle |



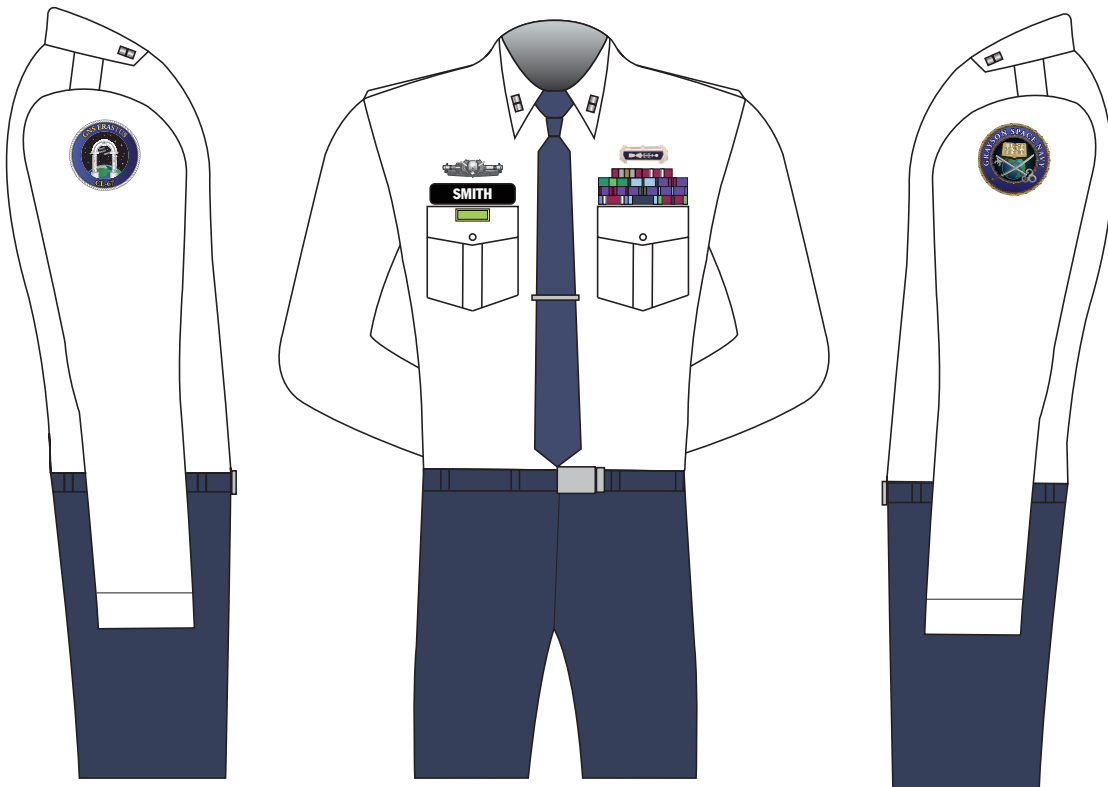
Service Undress Uniform (continued)

Warrant Officers: (Male)

Warrant officers wear their rank insignia on their collar. Rank is silver and affixed to the collar according to the measurement guide found further in this manual.

Required Items:

- | | |
|-------------------------------------|---------------------------------------|
| 1. White dress shirt as specified | 8. GSN patch |
| 2. GSN blue tie | 9. Ship/assignment patch |
| 3. GSN blue trousers/culottes/skirt | 10. S.W.P. |
| 4. Black low topped boots or shoes | 11. C.A.P. |
| 5. White undershirt | 12. Ribbons |
| 6. GSN flight cap with insignia | 13. Rank insignia |
| 7. Black plastic name badge | 14. Navy blue belt with silver buckle |




Service Undress Uniform (continued)

Warrant Officers: (Female)

Warrant officers wear their rank insignia on their collar. Rank is silver and affixed to the collar according to the measurement guide found further in this manual.

Required Items:

1. White dress shirt as specified
2. GSN blue tie/tie tab
3. GSN blue trousers
4. Black low topped boots/shoes/pumps
5. White undershirt
6. GSN flight cap with insignia
7. Black plastic name badge
8. GSN patch
9. Ship/assignment patch
10. S.W.P.
11. C.A.P.
12. Ribbons
13. Rank insignia
14. Navy blue belt with silver buckle




Service Undress Uniform (continued)

Warrant Officers: (Female)

Warrant officers wear their rank insignia on their collar. Rank is silver and affixed to the collar according to the measurement guide found further in this manual.

Required Items:

- | | |
|---------------------------------------|---------------------------------------|
| 1. White dress shirt as specified | 8. GSN patch |
| 2. GSN blue tie/tie tab | 9. Ship/assignment patch |
| 3. GSN blue culottes | 10. S.W.P. |
| 4. Black low topped boots/shoes/pumps | 11. C.A.P. |
| 5. White undershirt | 12. Ribbons |
| 6. GSN flight cap with insignia | 13. Rank insignia |
| 7. Black plastic name badge | 14. Navy blue belt with silver buckle |




Service Undress Uniform (continued)

Warrant Officers: (Female)

Warrant officers wear their rank insignia on their collar. Rank is silver and affixed to the collar according to the measurement guide found further in this manual.

Required Items:

- | | |
|---------------------------------------|---------------------------------------|
| 1. White dress shirt as specified | 8. GSN patch |
| 2. GSN blue tie/tie tab | 9. Ship/assignment patch |
| 3. GSN blue skirt | 10. S.W.P. |
| 4. Black low topped boots/shoes/pumps | 11. C.A.P. |
| 5. White undershirt | 12. Ribbons |
| 6. GSN flight cap with insignia | 13. Rank insignia |
| 7. Black plastic name badge | 14. Navy blue belt with silver buckle |



Service Undress Uniform (continued)

Enlisted (Male E-1 through E-6):


The appropriate number of silver stripes, or chevrons/rocker, are worn on the left sleeve according to the measurement guide found further in this manual.

Enlisted (Male E-7 through E-10):

The appropriate number of gold chevrons, and rocker, are worn on the left sleeve according to the measurement guide found further in this manual.

Required Items:

- | | |
|------------------------------------|---------------------------------------|
| 1. White dress shirt as specified | 8. GSN patch |
| 2. GSN blue tie | 9. Ship/assignment patch |
| 3. GSN blue trousers | 10. S.W.P. |
| 4. Black low topped boots or shoes | 11. C.A.P. |
| 5. White undershirt | 12. Ribbons |
| 6. GSN flight cap with insignia | 13. Rank insignia |
| 7. Black plastic name badge | 14. Navy blue belt with silver buckle |



Service Undress Uniform (continued)

Enlisted (Female E-1 through E-6):


The appropriate number of silver stripes, or chevrons/rocker, are worn on the left sleeve according to the measurement guide found further in this manual.

Enlisted (Female E-7 through E-10):

The appropriate number of gold chevrons, and rocker, are worn on the left sleeve according to the measurement guide found further in this manual.

Required Items:

- | | |
|---------------------------------------|---------------------------------------|
| 1. White dress shirt as specified | 8. GSN patch |
| 2. GSN blue tie/tie tab | 9. Ship/assignment patch |
| 3. GSN blue trousers | 10. S.W.P. |
| 4. Black low topped boots/shoes/pumps | 11. C.A.P. |
| 5. White undershirt | 12. Ribbons |
| 6. GSN flight cap with insignia | 13. Rank insignia |
| 7. Black plastic name badge | 14. Navy blue belt with silver buckle |



Service Undress Uniform (continued)

Enlisted (Female E-1 through E-6):


The appropriate number of silver stripes, or chevrons/rocker, are worn on the left sleeve according to the measurement guide found further in this manual.

Enlisted (Female E-7 through E-10):

The appropriate number of gold chevrons, and rocker, are worn on the left sleeve according to the measurement guide found further in this manual.

Required Items:

- | | |
|---------------------------------------|---------------------------------------|
| 1. White dress shirt as specified | 8. GSN patch |
| 2. GSN blue tie/tie tab | 9. Ship/assignment patch |
| 3. GSN blue culottes | 10. S.W.P. |
| 4. Black low topped boots/shoes/pumps | 11. C.A.P. |
| 5. White undershirt | 12. Ribbons |
| 6. GSN flight cap with insignia | 13. Rank insignia |
| 7. Black plastic name badge | 14. Navy blue belt with silver buckle |



Service Undress Uniform (continued)

Enlisted (Female E-1 through E-6):


The appropriate number of silver stripes, or chevrons/rocker, are worn on the left sleeve according to the measurement guide found further in this manual.

Enlisted (Female E-7 through E-10):

The appropriate number of gold chevrons, and rocker, are worn on the left sleeve according to the measurement guide found further in this manual.

Required Items:

- | | |
|---------------------------------------|---------------------------------------|
| 1. White dress shirt as specified | 8. GSN patch |
| 2. GSN blue tie/tie tab | 9. Ship/assignment patch |
| 3. GSN blue skirt | 10. S.W.P. |
| 4. Black low topped boots/shoes/pumps | 11. C.A.P. |
| 5. White undershirt | 12. Ribbons |
| 6. GSN flight cap with insignia | 13. Rank insignia |
| 7. Black plastic name badge | 14. Navy blue belt with silver buckle |



Service Dress Uniform

The service dress uniform is the most formal uniform afforded most enlisted personnel and the standard uniform for all but the most formal of military activities. The only difference between the service undress and the service dress is the addition of an outer service coat to the ensemble. Placement of patches, insignia, and rank remains unchanged and should be placed on the service coat as they would be put on the service undress uniform shirt. It is recommended that the minimum amount of insignia be worn on the shirt underneath the service coat, both for the comfort of your wallet and your own personal comfort. The service coats are unisex, so please follow the male insignia and patch placement guidelines.

Foreign awards that include a chest star or chest badge, such as the Most Regal Order of Queen Elizabeth, and the Most Honorable Order of King Roger, may be displayed centered on the left pocket below the flap, if earned. Multiple awards may be displayed up to two. A second award should be centered below the first, placed approximately 1" below the bottom. If there are any specific questions they should be directed to the RMN liaison officer. All other stated criteria for display of foreign awards remains unchanged. Foreign award sashes are not authorized.

All officers and warrant officers wear the GSN service cover with the service dress uniform. The male variant should be utilized by both sexes. All officers wear a black cap band on the service cover and the GSN service cap insignia is placed through the provided opening. So called "scrambled eggs" are authorized for wear on the service caps by all officers who rate them. The insignia should be embroidered in gold. Inquiries should be made with the RMN Bureau of Communications for the appropriate artwork, and with the Uniform Board for proper placement and recommended methods to secure the patch to the service cap.

Commanding officers are authorized to wear a metallic silver cap band to denote their status.

All enlisted personnel wear the GSN blue flight cap, trimmed in black. The silver GSN flight cap insignia is placed on the left side of the cap

Note: Ship specific insignia is authorized in lieu of the GSN flight cap insignia for flight caps. Insignia should be no more than 1.5" tall and reflect elements from the ship crest. The insignia should be in the form of a pin. Inquiries should be made with the Office of Supply by a ship representative for those who desire more information.

Service Dress Uniform (continued)


Officers:(Male)

All officers wear a royal blue, single-breasted service coat. The service coat closes with three plain silver buttons and has four pockets, each closing with a smaller plain silver button. Shoulder boards are worn centered on the shoulder seams. Rank rings are worn on each cuff according to the wearers rank and affixed according to the measurement guide found further in this manual.

Flag officers wear an additional set of insignia on the upper lapel of the service coat. The rank insignia is placed halfway up the seam, resting on, but not over, it. The insignia is placed parallel with the ground according to the measurement guide found further in this manual.

Required Items:

- | | |
|-----------------------------------|---|
| 1. Royal blue GSN service coat | 9. GSN patch |
| 2. White dress shirt as specified | 10. Ship/assignment patch |
| 3. GSN blue tie | 11. S.W.P. |
| 4. GSN blue trousers | 12. C.A.P. |
| 5. Black dress shoes | 13. Ribbons |
| 6. White undershirt | 14. Rank insignia |
| 7. GSN service cap with insignia | 15. Officer shoulder boards w/ insignia |
| 8. Black plastic name badge | 16. Navy blue belt with silver buckle |



Service Dress Uniform (continued)


Officers:(Female)

All officers wear a royal blue, single-breasted service coat. The service coat closes with three plain silver buttons and has four pockets, each closing with a smaller plain silver button. Shoulder boards are worn centered on the shoulder seams. Rank rings are worn on each cuff according to the wearers rank and affixed according to the measurement guide found further in this manual.

Flag officers wear an additional set of insignia on the upper lapel of the service coat. The rank insignia is placed halfway up the seam, resting on, but not over, it. The insignia is placed parallel with the ground according to the measurement guide found further in this manual.

Required Items:

- | | |
|-----------------------------------|---|
| 1. Royal blue GSN service coat | 9. GSN patch |
| 2. White dress shirt as specified | 10. Ship/assignment patch |
| 3. GSN blue tie/tie tab | 11. S.W.P. |
| 4. GSN blue trousers | 12. C.A.P. |
| 5. Black dress shoes/pumps | 13. Ribbons |
| 6. White undershirt | 14. Rank insignia |
| 7. GSN service cap with insignia | 15. Officer shoulder boards w/ insignia |
| 8. Black plastic name badge | 16. Navy blue belt with silver buckle |



Service Dress Uniform (continued)

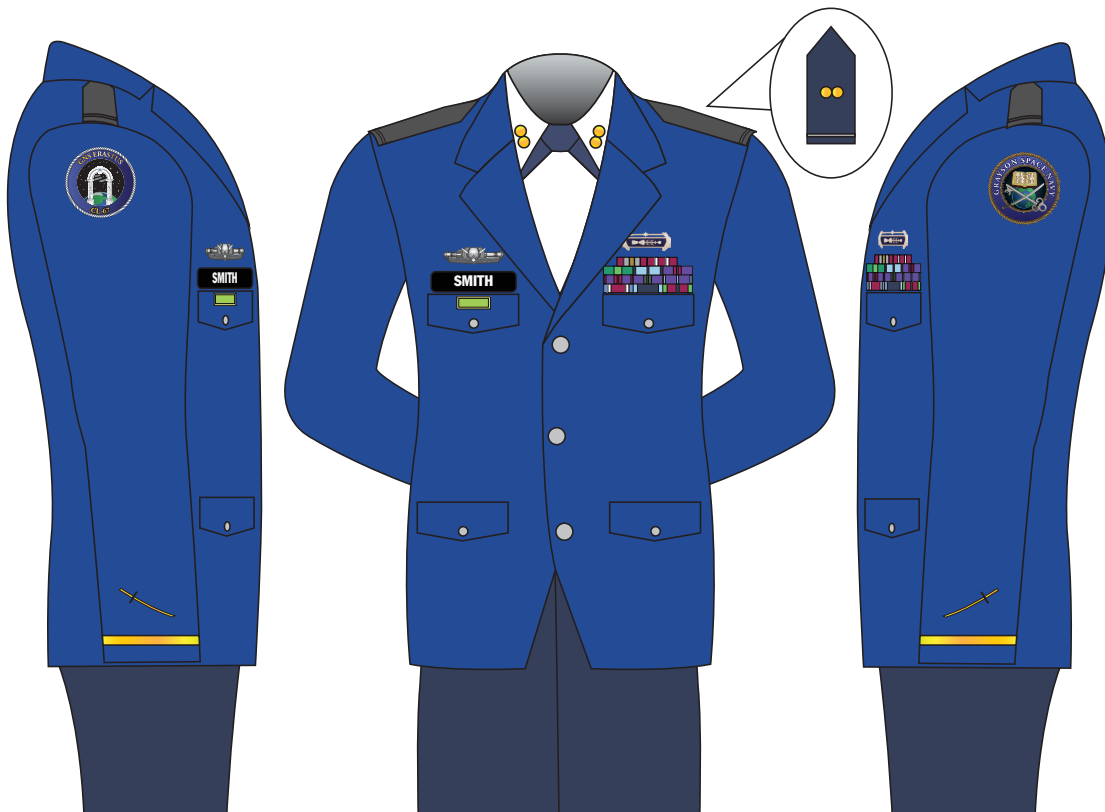
Officers:(Female)

All officers wear a royal blue, single-breasted service coat. The service coat closes with three plain silver buttons and has four pockets, each closing with a smaller plain silver button. Shoulder boards are worn centered on the shoulder seams. Rank rings are worn on each cuff according to the wearers rank and affixed according to the measurement guide found further in this manual.

Flag officers wear an additional set of insignia on the upper lapel of the service coat. The rank insignia is placed halfway up the seam, resting on, but not over, it. The insignia is placed parallel with the ground according to the measurement guide found further in this manual.

Required Items:

- | | |
|-----------------------------------|---|
| 1. Royal blue GSN service coat | 9. GSN patch |
| 2. White dress shirt as specified | 10. Ship/assignment patch |
| 3. GSN blue tie/tie tab | 11. S.W.P. |
| 4. GSN blue culottes | 12. C.A.P. |
| 5. Black dress shoes/pumps | 13. Ribbons |
| 6. White undershirt | 14. Rank insignia |
| 7. GSN service cap with insignia | 15. Officer shoulder boards w/ insignia |
| 8. Black plastic name badge | 16. Navy blue belt with silver buckle |



Service Dress Uniform (continued)

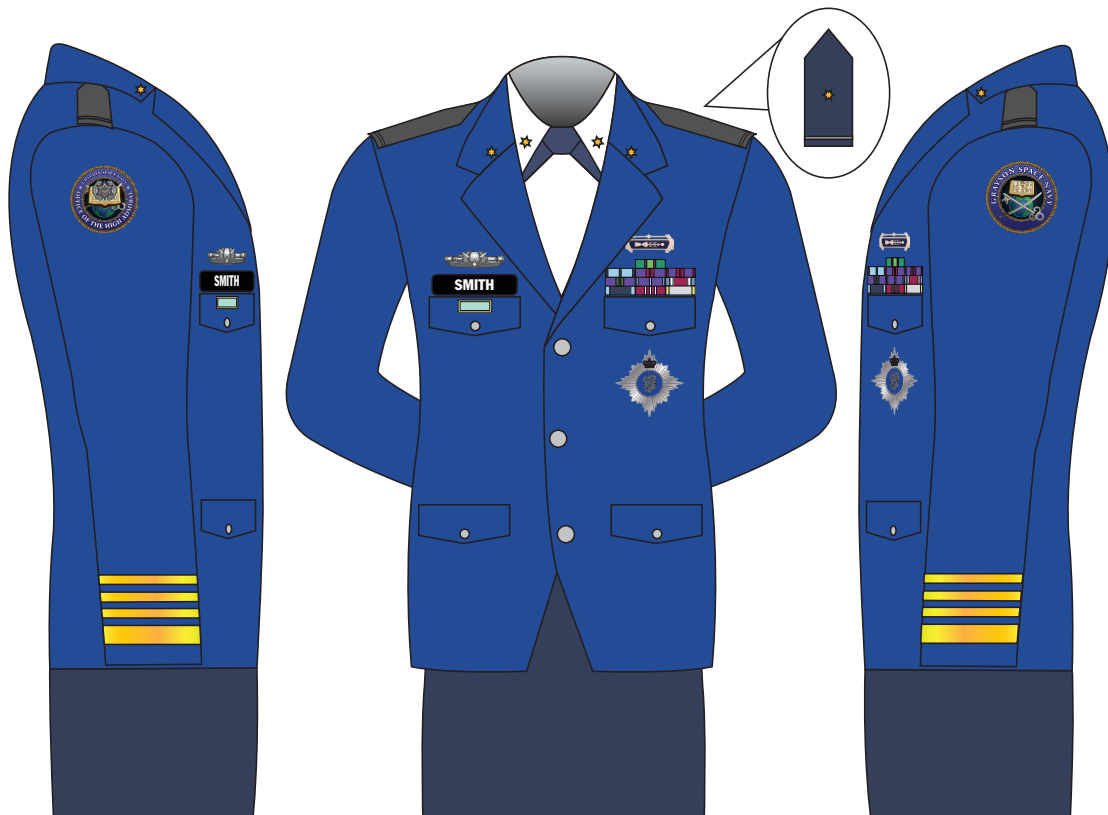
Officers:(Female)

All officers wear a royal blue, single-breasted service coat. The service coat closes with three plain silver buttons and has four pockets, each closing with a smaller plain silver button. Shoulder boards are worn centered on the shoulder seams. Rank rings are worn on each cuff according to the wearers rank and affixed according to the measurement guide found further in this manual.

Flag officers wear an additional set of insignia on the upper lapel of the service coat. The rank insignia is placed halfway up the seam, resting on, but not over, it. The insignia is placed parallel with the ground according to the measurement guide found further in this manual.

Required Items:

- | | |
|-----------------------------------|---|
| 1. Royal blue GSN service coat | 9. GSN patch |
| 2. White dress shirt as specified | 10. Ship/assignment patch |
| 3. GSN blue tie/tie tab | 11. S.W.P. |
| 4. GSN blue skirt | 12. C.A.P. |
| 5. Black dress shoes/pumps | 13. Ribbons |
| 6. White undershirt | 14. Rank insignia |
| 7. GSN service cap with insignia | 15. Officer shoulder boards w/ insignia |
| 8. Black plastic name badge | 16. Navy blue belt with silver buckle |




Service Dress Uniform (continued)

Warrant Officers:(Male)

All warrant officers wear a royal blue, single-breasted service coat. The service coat closes with three plain silver buttons and has four pockets, each closing with a smaller plain silver button. Shoulder boards are worn centered on the shoulder seams. Rank rings are worn on each cuff according to the wearers rank and affixed according to the measurement guide found further in this manual.

Required Items:

1. Royal blue GSN service coat
2. White dress shirt as specified
3. GSN blue tie
4. GSN blue trousers
5. Black dress shoes
6. White undershirt
7. GSN service cap with insignia
8. Black plastic name badge
9. GSN patch
10. Ship/assignment patch
11. S.W.P.
12. C.A.P.
13. Ribbons
14. Rank insignia
15. Warrant officer shoulder boards w/ insignia
16. Navy blue belt with silver buckle




Service Dress Uniform (continued)

Warrant Officers:(Female)

All warrant officers wear a royal blue, single-breasted service coat. The service coat closes with three plain silver buttons and has four pockets, each closing with a smaller plain silver button. Shoulder boards are worn centered on the shoulder seams. Rank rings are worn on each cuff according to the wearers rank and affixed according to the measurement guide found further in this manual.

Required Items:

1. Royal blue GSN service coat
2. White dress shirt as specified
3. GSN blue tie/tie tab
4. GSN blue trousers
5. Black dress shoes/pumps
6. White undershirt
7. GSN service cap with insignia
8. Black plastic name badge
9. GSN patch
10. Ship/assignment patch
11. S.W.P.
12. C.A.P.
13. Ribbons
14. Rank insignia
15. Warrant officer shoulder boards w/ insignia
16. Navy blue belt with silver buckle




Service Dress Uniform (continued)

Warrant Officers:(Female)

All warrant officers wear a royal blue, single-breasted service coat. The service coat closes with three plain silver buttons and has four pockets, each closing with a smaller plain silver button. Shoulder boards are worn centered on the shoulder seams. Rank rings are worn on each cuff according to the wearers rank and affixed according to the measurement guide found further in this manual.

Required Items:

1. Royal blue GSN service coat
2. White dress shirt as specified
3. GSN blue tie/tie tab
4. GSN blue culottes
5. Black dress shoes/pumps
6. White undershirt
7. GSN service cap with insignia
8. Black plastic name badge
9. GSN patch
10. Ship/assignment patch
11. S.W.P.
12. C.A.P.
13. Ribbons
14. Rank insignia
15. Warrant officer shoulder boards w/ insignia
16. Navy blue belt with silver buckle




Service Dress Uniform (continued)

Warrant Officers:(Female)

All warrant officers wear a royal blue, single-breasted service coat. The service coat closes with three plain silver buttons and has four pockets, each closing with a smaller plain silver button. Shoulder boards are worn centered on the shoulder seams. Rank rings are worn on each cuff according to the wearers rank and affixed according to the measurement guide found further in this manual.

Required Items:

1. Royal blue GSN service coat
2. White dress shirt as specified
3. GSN blue tie/tie tab
4. GSN blue skirt
5. Black dress shoes/pumps
6. White undershirt
7. GSN service cap with insignia
8. Black plastic name badge
9. GSN patch
10. Ship/assignment patch
11. S.W.P.
12. C.A.P.
13. Ribbons
14. Rank insignia
15. Warrant officer shoulder boards w/ insignia
16. Navy blue belt with silver buckle



Service Dress Uniform (continued)

Enlisted (Male E-1 through E-6):

All enlisted personnel wear a GSN blue short jacket, commonly called an Eisenhower. The jacket should close with hidden buttons or a zipper. The jacket has two pockets on the upper chest, each closing with a small, plain silver button. There are no epaulet loops.

The appropriate number of silver stripes, or chevrons/rocker, are worn on the left sleeve according to the measurement guide found further in this manual


Enlisted (Male E-7 through E-10):

All enlisted personnel wear a GSN blue short jacket, commonly called an Eisenhower. The jacket should close with hidden buttons or a zipper. The jacket has two pockets on the upper chest, each closing with a small, plain silver button. There are no epaulet loops.

The appropriate number of gold chevrons, and rocker, are worn on the left sleeve according to the measurement guide found further in this manual.

Required Items:

- | | |
|--|---------------------------------------|
| 1. Navy blue GSN enlisted service coat | 9. GSN patch |
| 2. White dress shirt as specified | 10. Ship/assignment patch |
| 3. GSN blue tie | 11. S.W.P. |
| 4. GSN blue trousers | 12. C.A.P. |
| 5. Black dress shoes | 13. 1 Ribbons |
| 6. White undershirt | 14. Rank insignia |
| 7. GSN flight cap with insignia | 15. Navy blue belt with silver buckle |
| 8. Black plastic name badge | |



Service Dress Uniform (continued)

Enlisted (Female E-1 through E-6):

All enlisted personnel wear a GSN blue short jacket, commonly called an Eisenhower. The jacket should close with hidden buttons or a zipper. The jacket has two pockets on the upper chest, each closing with a small, plain silver button. There are no epaulet loops.

The appropriate number of silver stripes, or chevrons/rocker, are worn on the left sleeve according to the measurement guide found further in this manual


Enlisted (Female E-7 through E-10):

All enlisted personnel wear a GSN blue short jacket, commonly called an Eisenhower. The jacket should close with hidden buttons or a zipper. The jacket has two pockets on the upper chest, each closing with a small, plain silver button. There are no epaulet loops.

The appropriate number of gold chevrons, and rocker, are worn on the left sleeve according to the measurement guide found further in this manual.

Required Items:

- | | |
|--|---------------------------------------|
| 1. Navy blue GSN enlisted service coat | 9. GSN patch |
| 2. White dress shirt as specified | 10. Ship/assignment patch |
| 3. GSN blue tie/tie tab | 11. S.W.P. |
| 4. GSN blue trousers | 12. C.A.P. |
| 5. Black dress shoes/pumps | 13. 1 Ribbons |
| 6. White undershirt | 14. Rank insignia |
| 7. GSN flight cap with insignia | 15. Navy blue belt with silver buckle |
| 8. Black plastic name badge | |



Service Dress Uniform (continued)

Enlisted (Female E-1 through E-6):

All enlisted personnel wear a GSN blue short jacket, commonly called an Eisenhower. The jacket should close with hidden buttons or a zipper. The jacket has two pockets on the upper chest, each closing with a small, plain silver button. There are no epaulet loops.

The appropriate number of silver stripes, or chevrons/rocker, are worn on the left sleeve according to the measurement guide found further in this manual


Enlisted (Female E-7 through E-10):

All enlisted personnel wear a GSN blue short jacket, commonly called an Eisenhower. The jacket should close with hidden buttons or a zipper. The jacket has two pockets on the upper chest, each closing with a small, plain silver button. There are no epaulet loops.

The appropriate number of gold chevrons, and rocker, are worn on the left sleeve according to the measurement guide found further in this manual.

Required Items:

- | | |
|--|---------------------------------------|
| 1. Navy blue GSN enlisted service coat | 9. GSN patch |
| 2. White dress shirt as specified | 10. Ship/assignment patch |
| 3. GSN blue tie/tie tab | 11. S.W.P. |
| 4. GSN blue culottes | 12. C.A.P. |
| 5. Black dress shoes/pumps | 13. 1 Ribbons |
| 6. White undershirt | 14. Rank insignia |
| 7. GSN flight cap with insignia | 15. Navy blue belt with silver buckle |
| 8. Black plastic name badge | |



Service Dress Uniform (continued)

Enlisted (Female E-1 through E-6):

All enlisted personnel wear a GSN blue short jacket, commonly called an Eisenhower. The jacket should close with hidden buttons or a zipper. The jacket has two pockets on the upper chest, each closing with a small, plain silver button. There are no epaulet loops.

The appropriate number of silver stripes, or chevrons/rocker, are worn on the left sleeve according to the measurement guide found further in this manual


Enlisted (Female E-7 through E-10):

All enlisted personnel wear a GSN blue short jacket, commonly called an Eisenhower. The jacket should close with hidden buttons or a zipper. The jacket has two pockets on the upper chest, each closing with a small, plain silver button. There are no epaulet loops.

The appropriate number of gold chevrons, and rocker, are worn on the left sleeve according to the measurement guide found further in this manual.

Required Items:

- | | |
|--|---------------------------------------|
| 1. Navy blue GSN enlisted service coat | 9. GSN patch |
| 2. White dress shirt as specified | 10. Ship/assignment patch |
| 3. GSN blue tie/tie tab | 11. S.W.P. |
| 4. GSN blue skirt | 12. C.A.P. |
| 5. Black dress shoes/pumps | 13. 1 Ribbons |
| 6. White undershirt | 14. Rank insignia |
| 7. GSN flight cap with insignia | 15. Navy blue belt with silver buckle |
| 8. Black plastic name badge | |



Dress Uniform

The dress uniform is worn exclusively by senior enlisted personnel in the ranks of E-7 through E-10 for the most formal of military occasions. In situations where officers and warrant officers would wear mess dress and civilians would wear a tuxedo or evening dress, chiefs would wear the dress uniform.

Foreign awards that include a chest star or chest badge, such as the Most Regal Order of Queen Elizabeth, and the Most Honorable Order of King Roger, may be displayed centered on the left pocket below the flap, if earned. Multiple awards may be displayed up to two. A second award should be centered below the first, placed approximately 2" below the bottom. If there are any specific questions they should be directed to the RMN liaison officer. The sash corresponding to the highest award is authorized for wear. Only one sash may be worn. The sash is worn over the right shoulder and crosses the body to close on the left. Questions about where to obtain a sash should be directed to the RMN liaison officer.

Female personnel may elect to wear one of two types of GSN blue dress skirt. The primary dress skirt is the A-line style without the split. The optional straight hanging skirt with the side-split to the top of the knee is authorized as well. Both will be ankle length (no higher than ankle, no longer than the bottom of the heel). If the skirt is worn, females are also authorized patent leather military pumps with no greater than a 1.5" heel. If pumps are worn, personnel are encouraged to wear a conservative, skin-toned pair of hose.

Due to the formal nature of this uniform, culottes are not authorized for wear.

No name badge is worn with the dress uniform. No headgear is worn with the dress uniform.


Dress Uniform (continued)

Senior Enlisted:(Male E-7 through E-10)

All senior enlisted personnel wear a royal blue, single-breasted service coat. The service coat closes with three plain silver buttons and has four pockets, each closing with a smaller plain silver button. The appropriate number of silver or gold chevrons/rockers are worn on the left sleeve in the same manner as would be worn on the service dress uniform enlisted Eisenhower jacket. A GSN blue bow tie is worn in lieu of the standard tie by male personnel.

Required Items:

- | | |
|-----------------------------------|---------------------------------------|
| 1. Royal blue GSN service coat | 8. Ship/assignment patch |
| 2. White dress shirt as specified | 9. S.W.P. |
| 3. GSN blue bow tie | 10. C.A.P. |
| 4. GSN blue trousers | 11. Ribbons |
| 5. Black dress shoes | 12. Rank insignia |
| 6. White undershirt | 13. Navy blue belt with silver buckle |
| 7. GSN patch | |



Dress Uniform (continued)

Senior Enlisted:(Female E-7 through E-10)

All senior enlisted personnel wear a royal blue, single-breasted service coat. The service coat closes with three plain silver buttons and has four pockets, each closing with a smaller plain silver button. The appropriate number of silver or gold chevrons/rockers are worn on the left sleeve in the same manner as would be worn on the service dress uniform enlisted Eisenhower jacket.

Required Items:

- | | |
|-----------------------------------|---------------------------------------|
| 1. Royal blue GSN service coat | 8. Ship/assignment patch |
| 2. White dress shirt as specified | 9. S.W.P. |
| 3. GSN blue bow tie/tie tab | 10. C.A.P. |
| 4. GSN blue trousers | 11. Ribbons |
| 5. Black dress shoes | 12. Rank insignia |
| 6. White undershirt | 13. Navy blue belt with silver buckle |
| 7. GSN patch | |




Dress Uniform (continued)

Senior Enlisted:(Female E-7 through E-10)

All senior enlisted personnel wear a royal blue, single-breasted service coat. The service coat closes with three plain silver buttons and has four pockets, each closing with a smaller plain silver button. The appropriate number of silver or gold chevrons/rockers are worn on the left sleeve in the same manner as would be worn on the service dress uniform enlisted Eisenhower jacket.

Required Items:

- | | |
|-----------------------------------|---------------------------------------|
| 1. Royal blue GSN service coat | 8. Ship/assignment patch |
| 2. White dress shirt as specified | 9. S.W.P. |
| 3. GSN blue bow tie/tie tab | 10. C.A.P. |
| 4. GSN blue skirt | 11. Ribbons |
| 5. Black dress shoes | 12. Rank insignia |
| 6. White undershirt | 13. Navy blue belt with silver buckle |
| 7. GSN patch | |



Mess Dress Uniform

The mess dress uniform is worn exclusively by warrant officers and officers for the most formal of military occasions. Both a male and female version of this uniform are authorized. Those members that identify as transgender are authorized to wear the uniform of the gender they identify with. As this is a highly specialized uniform that differs from the standard GSN uniform, members should consult with the quartermaster for further details and if they have any questions.

Mess Dress Uniform—Male:

The shirt will be a white, commercial, conventional dress-type, with turn-down collar, pleats, and French cuffs. The shirt will not have military creases. A v-neck or athletic style white tank top undershirt will be worn under the shirt. Both shirts will be tucked into the trousers.

Cuff links are mandatory with the mess dress uniform. They will either be silver satin finish or highly polished plain silver in the shape of a circle. Shirt stud closures are mandatory and can be either pearl centered, silver rimmed, highly polished, satin finished, or plain silver, highly polished. Commercial design with dimensions and shape similar to the pearl centered studs are acceptable as well. The finish of the shirt studs must match the cuff links. The shirt is worn closed with a GSN blue bow tie. The shirt is worn tucked into the trousers with military tucks along the wearer's sides. No rank or insignia is worn on the shirt.

GSN blue mess dress trousers are worn un-bloused with black low quarters. Patent leather low quarters are preferred. The trousers are held up by suspenders. The suspenders can be white, black, or GSN blue. The suspenders can not be visible when jacket is worn. A GSN blue pleated cummerbund is affixed about the waist in such a way that the waistline and the bottom of the suspenders is obscured from view. It is worn with the pleat opening facing up.

Note: Steadholders who hold a commission in the GSN are authorized to wear a cummerbund that reflects their steading colors in lieu of the one required by regulations.

The mess dress coat will be royal blue, single-breasted, with a straight back and three plain silver buttons on each side of the front of the coat. The coat will have a satin shawl collar and lapels. Two buttons with a silver chain will serve as a closure for the front of the coat. The center of the back of the coat will extend 3.5" to 4" below the natural waistline.

Rank rings are worn on each cuff according to the wearer's rank and affixed according to the measurement guide found further in this manual. Specialized officer and standard warrant officer shoulder boards are worn centered on the shoulder seams.

The name badge and ribbons are not authorized for wear. The Space Warfare Pin (if earned) is worn on the right breast entered between the top shoulder seam and top button of the coat and midway between the lapel and arm seam. The Combat Action Pin (if earned) is placed on the left side in a similar position. The bottom of both badges should line up. Starship commanding officers are authorized to wear a nickel plated 3/4" silver star positioned 0.5" above the SWP as an outward indication of their office.

Mess Dress Uniform (continued)

Note: In the future, when medals have been developed for the GSN, the “top 3” medals will be authorized for wear on the left side of the mess dress coat. RMN medals are not authorized for wear. At that point the manual will be amended to reflect new guidance in regards to insignia placement.

Foreign awards that include a chest star or chest badge, such as the Most Regal Order of Queen Elizabeth, and the Most Honorable Order of King Roger, may be displayed on the left side of the jacket. All devices earned may be displayed, up to four. Please refer to the measurement guide found further in this manual for a graphic of suggested placement. The sash corresponding to the highest award is authorized for wear. Only one sash may be worn. The sash is worn over the right shoulder, under the jacket, and crosses the body to close on the left. Questions about where to obtain a sash should be directed to the RMN liaison officer.

Traditionally, swords are not authorized for wear by GSN personnel. There are, however, two notable exceptions to this policy. The Protector’s Champion is authorized to carry the Grayson Sword of State while in mess dress uniform.

Steadholders may carry their family sword while in mess dress uniform. The sword should be carried on the left hand side of the body and the belt should be concealed beneath the cummerbund.

No name badge is worn with the dress uniform. No headgear is worn with the mess dress uniform.

Mess Dress Uniform—Female:

The blouse will be a white, commercial, conventional dress-type, with turn-down collar, 1/4” pleats or 1/8” pin pleats and button or French cuffs. The shirt will not have military creases. A v-neck or athletic style white tank top undershirt will be worn under the shirt. Both shirts will be tucked into the trousers or skirt. Due to the formal nature of this uniform, culottes are not authorized.

Cuff links are only mandatory with the mess dress uniform if French cuffs are worn. They will either be silver satin finish or highly polished plain silver in the shape of a circle. Shirt stud closures are also optional and, if worn, can be either pearl centered, silver rimmed, highly polished, satin finished or plain silver, highly polished. Commercial design with dimensions and shape similar to the pearl centered studs are acceptable as well. The finish of the shirt studs must match the cuff links.

The blouse is worn closed with a GSN blue tie tab. The blouse is worn tucked into the trousers or skirt with military tucks along the wearer’s sides. No rank or insignia is worn on the shirt.

A GSN blue pleated cummerbund is affixed about the waist in such a way that the waistline is obscured from view. It is worn with the pleat opening facing up.

Note: Steadholders who hold a commission in the GSN are authorized to wear a cummerbund that reflects their steading colors in lieu of the one required by regulations.

Mess Dress Uniform (continued)

Female personnel may elect to wear two types of GSN blue dress skirt. The primary dress skirt is the A-line style without the split. The optional straight hanging skirt, with the side-split to the top of the knee, is authorized as well. Both will be ankle length (no higher than ankle, no longer than the bottom of the heel). If the skirt is worn, females are also authorized patent leather military pumps with no greater than a 1.5" heel. If pumps are worn, personnel are encouraged to wear a conservative, skin-toned pair of hose. The same trousers worn by male personnel are also authorized and may be worn with either low quarters or patent leather military pumps.

The mess dress coat will be royal blue, single-breasted, loose fitting at the waist with three plain silver buttons on each side of the front of the coat. The coat will have a satin shawl collar and lapels. The center of the back of the coat will extend 2.5" to 3" below the natural waistline. The front opening will gap approximately 2" to 3" at bottom. The women's mess dress jackets have no front link chain closure.

Rank rings are worn on each cuff according to the wearer's rank and affixed according to the measurement guide found further in this manual. Specialized officer and standard warrant officer shoulder boards are worn centered on the shoulder seams.

The name badge and ribbons are not authorized for wear. The Space Warfare Pin (if earned) is worn on the right breast entered between the top shoulder seam and top button of the coat and midway between the lapel and arm seam. The Combat Action Pin (if earned) is placed on the left side in a similar position. The bottom of both badges should line up. Starhip commanding officers are authorized to wear a nickle plated 3/4" silver star positioned 0.5" above the SWP as an outward indication of their office.

Note: In the future, when medals have been developed for the GSN, the "top 3" medals will be authorized for wear on the left side of the mess dress coat. RMN medals are not authorized for wear. At that point the manual will be amended to reflect new guidance in regards to insignia placement.

Foreign awards that include a chest star or chest badge, such as the Most Regal Order of Queen Elizabeth, and the Most Honorable Order of King Roger, may be displayed on the left side of the jacket. All devices earned may be displayed, up to four. Please refer to the measurement guide found further in this manual for a graphic of suggested placement. The sash corresponding to the highest award is authorized for wear. Only one sash may be worn. The sash is worn over the right shoulder, under the jacket, and crosses the body to close on the left. Questions about where to obtain a sash should be directed to the RMN liaison officer.

Traditionally swords are not authorized for wear by GSN personnel. There are, however, two notable exceptions to this policy. The Protector's Champion is authorized to carry the Grayson Sword of State while in mess dress uniform.

Steadholders may carry their family sword while in mess dress uniform. The sword should be carried on the left hand side of the body and the belt should be concealed beneath the cummerbund.


No name badge is worn with the dress uniform. No headgear is worn with the mess dress uniform.

Mess Dress Uniform (continued)

Officer:(Male)

Required Items:

1. Royal blue GSN mess jacket
2. White tuxedo shirt as specified
3. GSN blue bow tie
4. GSN blue mess trousers w/suspenders
5. Black dress shoes
6. White undershirt
7. GSN patch
8. Ship/assignment patch
9. S.W.P.
- 10.C.A.P.
- 11.Rank insignia
- 12.Navy blue cummerbund
13. Officer mess shoulder boards w/ insignia
14. Silver cuff-links
15. Silver button chain
16. Commanding Officer star as necessary



Mess Dress Uniform (continued)

Officer:(Female)

Required Items:

1. Royal blue GSN mess jacket
2. White tuxedo shirt as specified
3. GSN blue bow tie/tie tab
4. GSN blue mess trousers/skirt
5. Black dress shoes/pumps
6. White undershirt
7. GSN patch
8. Ship/assignment patch
9. S.W.P.
10. C.A.P.
11. Rank insignia
12. Navy blue cummerbund
13. Officer mess shoulder boards w/ insignia
14. Silver cuff-links
15. Commanding Officer star as necessary



Mess Dress Uniform (continued)

Warrant Officer:(Male)

Required Items:

1. Royal blue GSN mess jacket
2. White tuxedo shirt as specified
3. GSN blue bow tie
4. GSN blue mess trousers w/suspenders
5. Black dress shoes
6. White undershirt
7. GSN patch
8. Ship/assignment patch
9. S.W.P.
10. C.A.P.
11. Rank insignia
12. Navy blue cummerbund
13. Warrant officer shoulder boards w/ insignia
14. Silver cuff-links
15. Silver button chain



Mess Dress Uniform (continued)

Officer:(Female)

Required Items:

1. Royal blue GSN mess jacket
2. White tuxedo shirt as specified
3. GSN blue bow tie/tie tab
4. GSN blue mess trousers/skirt
5. Black dress shoes/pumps
6. White undershirt
7. GSN patch
8. Ship/assignment patch
9. S.W.P.
10. C.A.P.
11. Rank insignia
12. Navy blue cummerbund
13. Warrant officer shoulder boards w/ insignia
14. Silver cuff-links



Special Uniforms of the Grayson Space Navy

The following section contains written descriptions and illustrations that cover all available GSN special uniforms. At the time of publication, there is only one special uniform, and one special uniform addition, that is authorized. However, as the organization grows, that may change. If further special uniforms become available this manual will be updated to reflect their existence and guidance will be made available.

Each written description is designed to compliment the illustrations immediately following. Please reference the illustrations and the Measurement and Insignia Guide for proper placement of uniform items.



Special Uniforms – Chapter Bosun

Chapter Bosun:

The chapter bosun is the senior enlisted person in a chapter. A member of the command triad, the bosun helps with the day-to-day running of the chapter, acts as ombudsman to new personnel, and acts as an advocate and sounding board for the chapter's enlisted personnel. Reporting directly to the chapter executive officer, the bosun keeps both the enlisted personnel and the officers accountable. A silver bosun pipe may be displayed on a silver chain or on a braided white rope lanyard. The whistle may be left to hang naturally, or may be hung from the right hand side upper pocket button

The chapter bosun will hold the rank of E-7 or above, and thus is authorized all previously described uniform variants appropriate for their rank.

As an additional outward indication of their position, the chapter bosun is authorized to place a diamond constructed from 0.5" metallic silver braid centered on the right cuff, 1" from the bottom of the cuff. This indicator may be worn on the utility, service dress and dress uniforms.

When worn on the shipboard utilities, the diamond may be constructed from silver colored 3/8" grosgrain ribbon and is placed 2" below the shoulder seam, centered, on the right sleeve. If a RMN ship patch is worn, the diamond should be placed 1" below the patch and centered. The chapter bosun is also authorized wear a blue belt with their shipboard utilities.



The diamond will measure 2" x 2." A detailed description of its construction may be found on the Bureau of Communications forums under the Uniform FAQ section.

Required Items:

1. Items from Shipboard Utility Uniform
2. Items from Service Dress Uniform
3. Items from Dress Uniform (E7-E10 only)
4. Silver diamond
5. White rope lanyard w/ bosun whistle

Special Uniforms – Chapter Bosun (continued)

Chapter Bosun:



Special Uniforms – Chapter Bosun (continued)

Chapter Bosun:



Special Uniforms – Protector’s Own

Protector’s Own:

While described differently in the literary canon of the Honorverse, in TRMN the Protector’s Own is organized as a Grayson honor society, much in the same manner as its counterpart, HMS Unconquered, in the RMN.

Those members who have earned the honor of being counted among the Protector’s Own are authorized to display the Protector’s Own patch on every uniform. The patch is of similar shape and dimension to other Grayson Space Navy patches and should be worn in lieu of the Grayson Space Navy patch, on the left sleeve of the uniform.

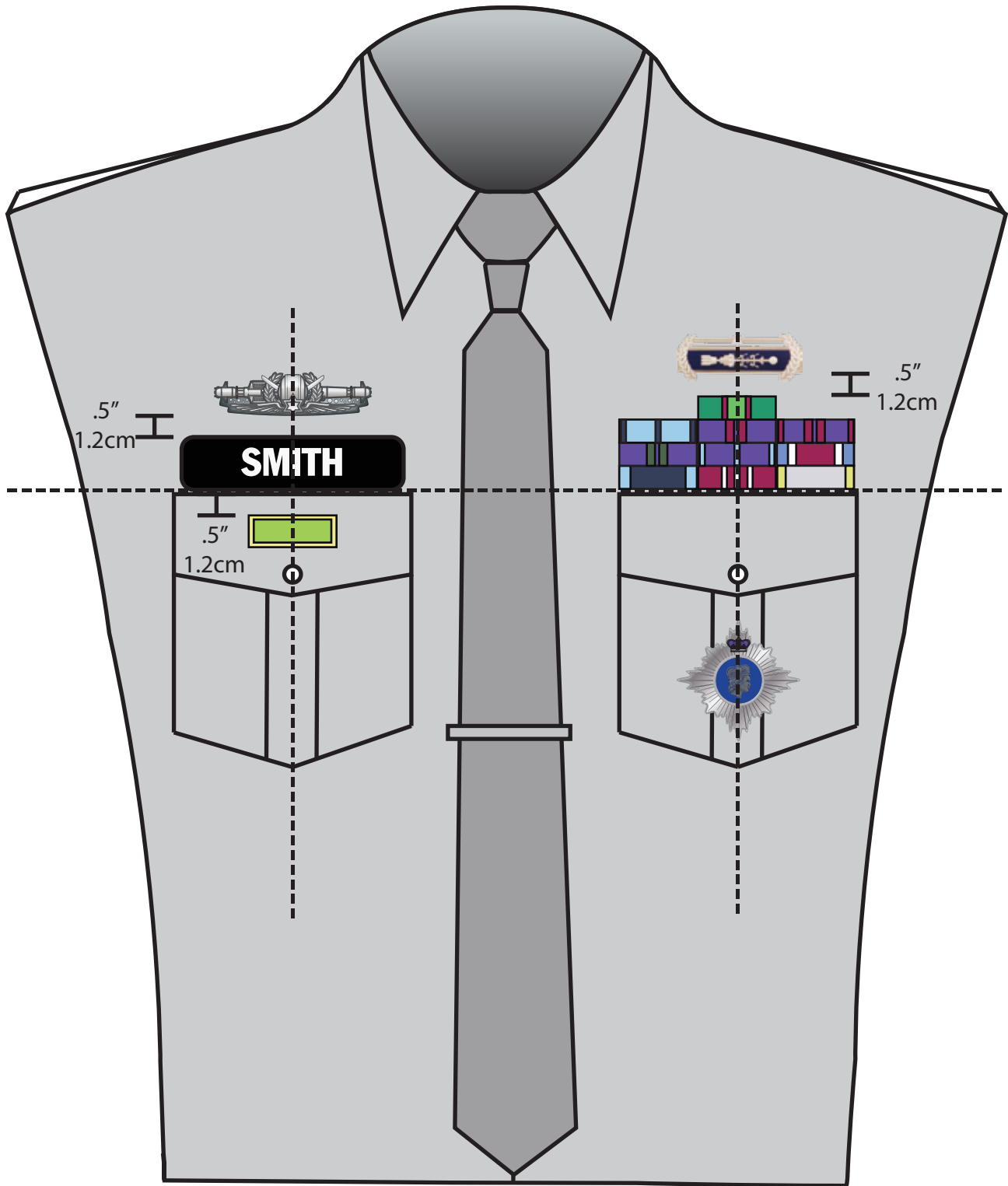
Currently no special uniform is authorized for those members of the Protector’s Own, however should that change in the future this manual will be updated with the appropriate artwork.

Measurement and Insignia Guide

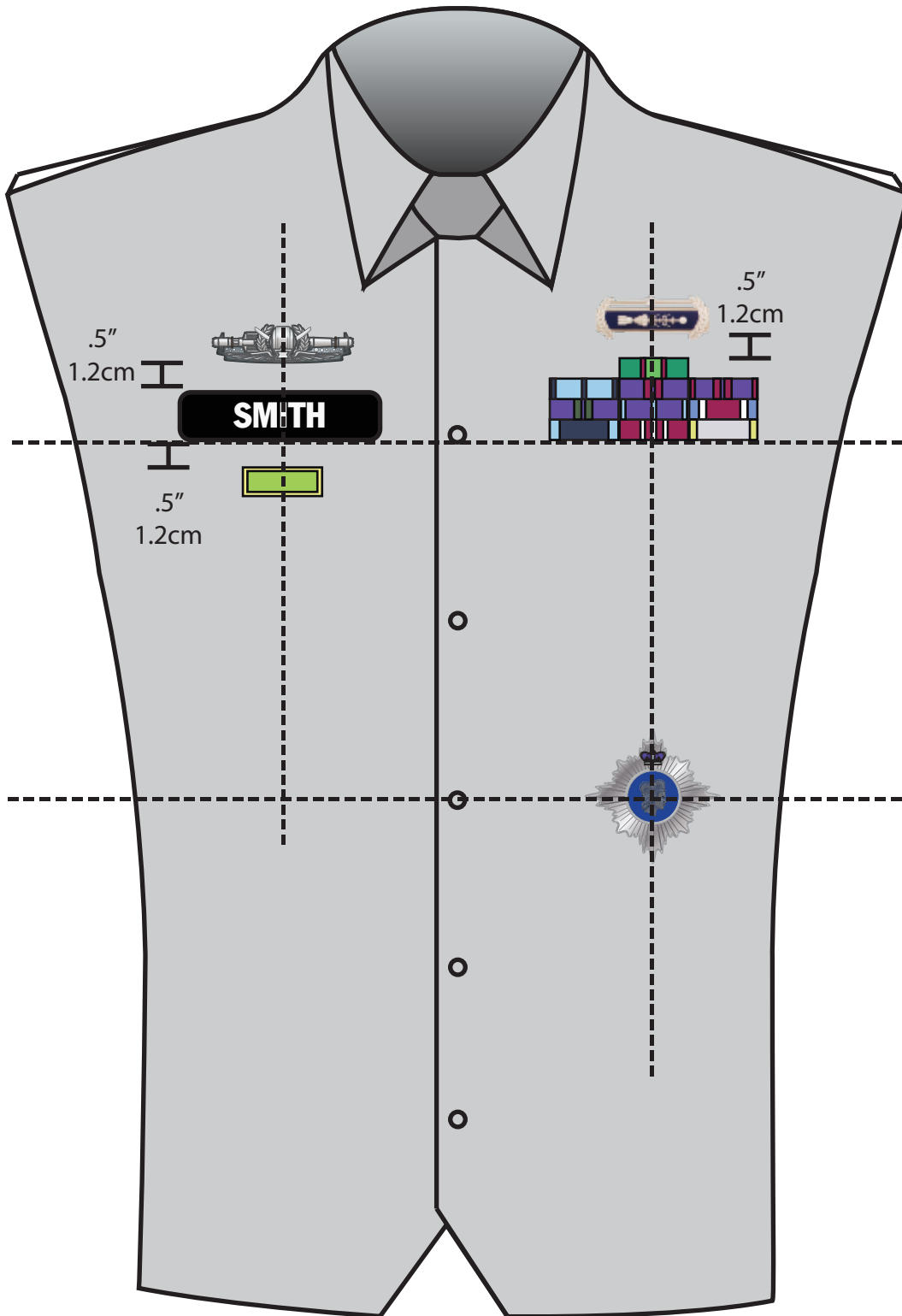
The following section contains a measurement guide to assist with the proper placement of rank, insignia and awards. Also included are illustrations of the various ranks, pins, patches and special items available to GSN personnel. Items only for the special uniforms are appropriately marked. These pages are designed to be individually printed for ease of use and reference.



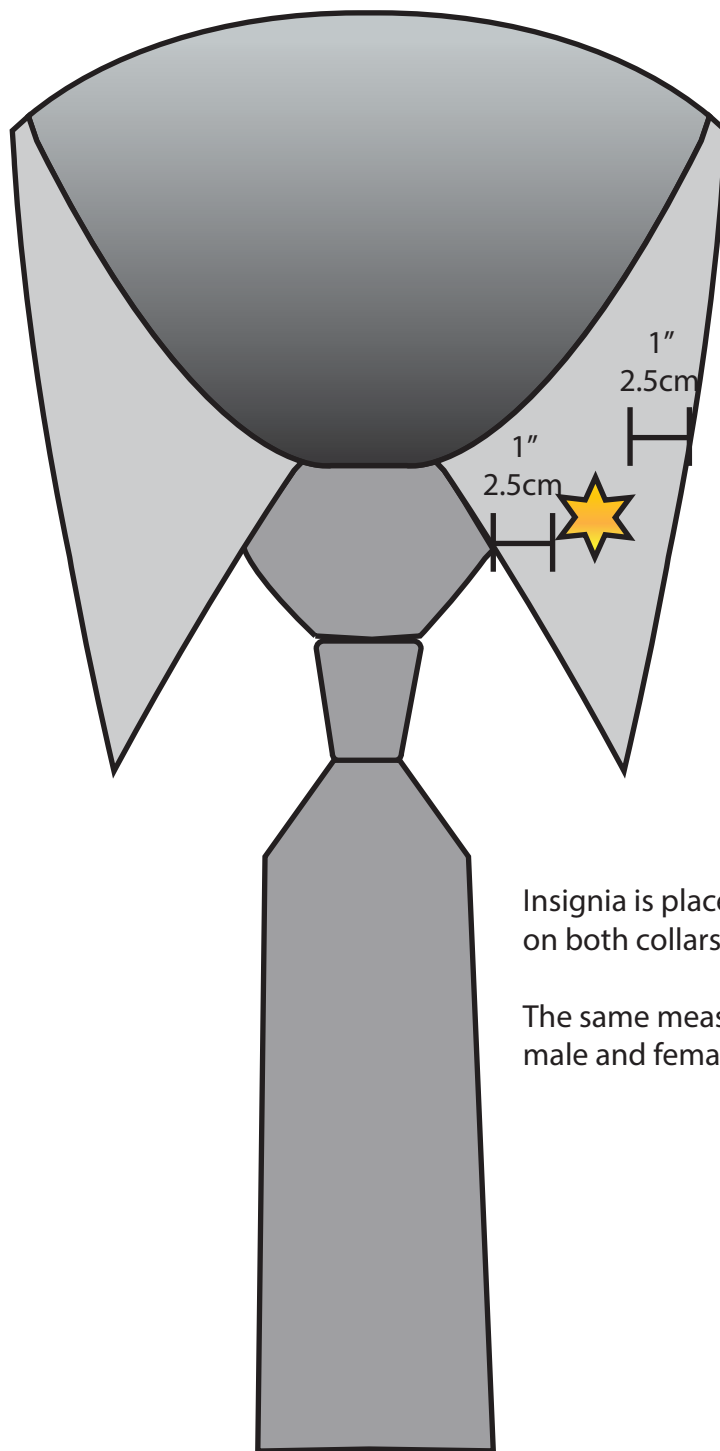
Measurement and Insignia Guide



Measurement and Insignia Guide



Measurement and Insignia Guide

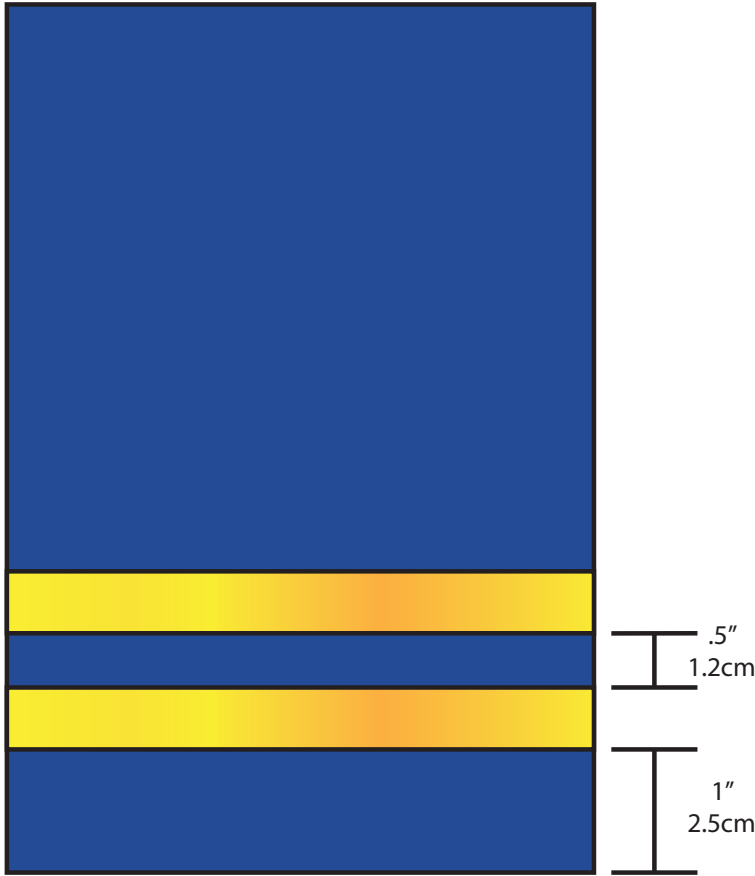


Insignia is placed 1" from the edge on both collars.

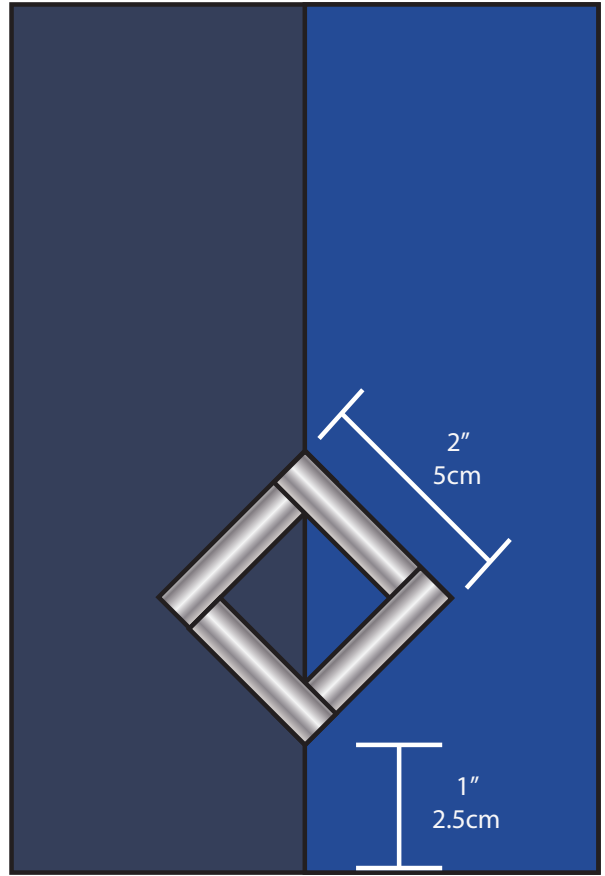
The same measurement is used for male and female uniforms.

Measurement and Insignia Guide

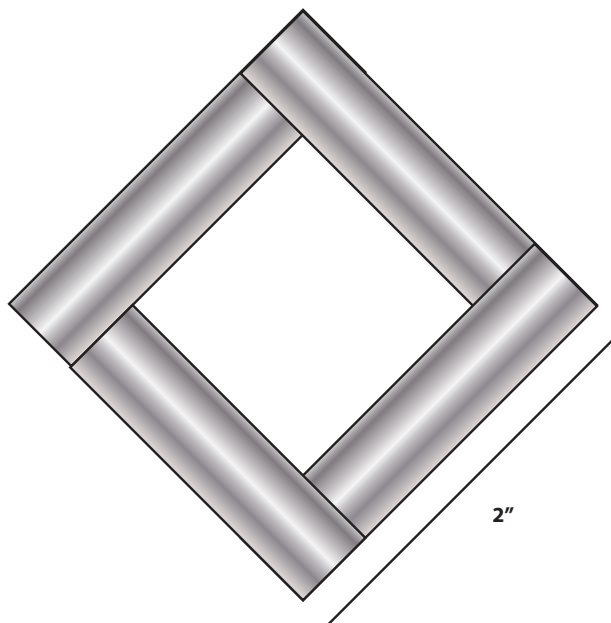
OFFICER/WARRANT OFFICER
BOTH ARMS



ENLISTED (SERVICE DRESS/DRESS)
RIGHT ARM - BOSUN ONLY



BOSUN DIAMOND STUDY



Measurement and Insignia Guide



Flag Officer's Service Cap Brim Embroidery (F1-F5)



Officer's Service Cap Brim Embroidery (O6)



Officer's Service Cap Brim Embroidery (O5)




Measurement and Insignia Guide




Measurement and Insignia Guide


RIGHT SIDE - ENLISTED



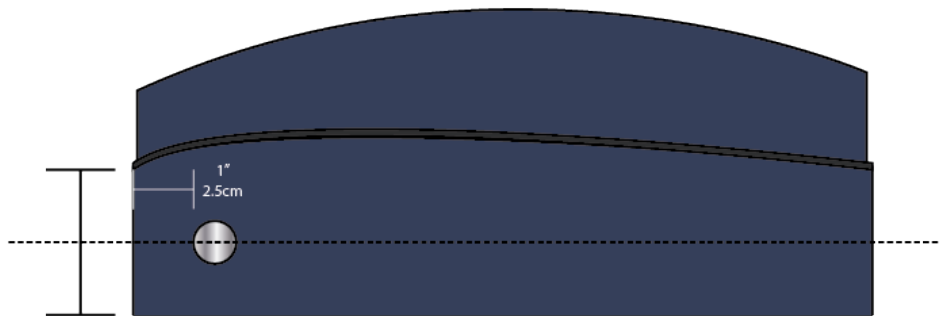
LEFT SIDE - ENLISTED



RIGHT SIDE - OFFICER

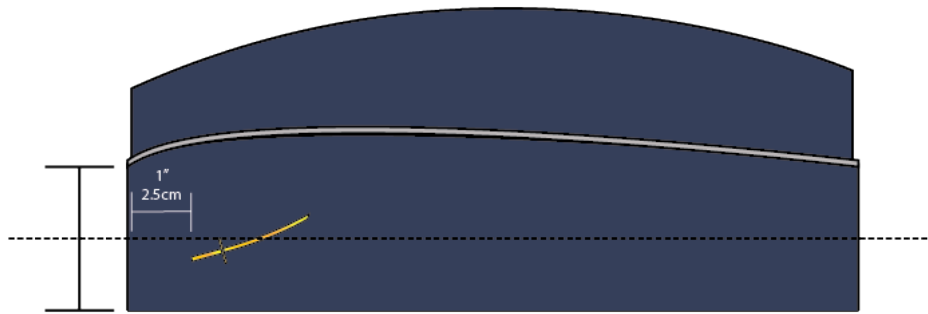



LEFT SIDE - OFFICER



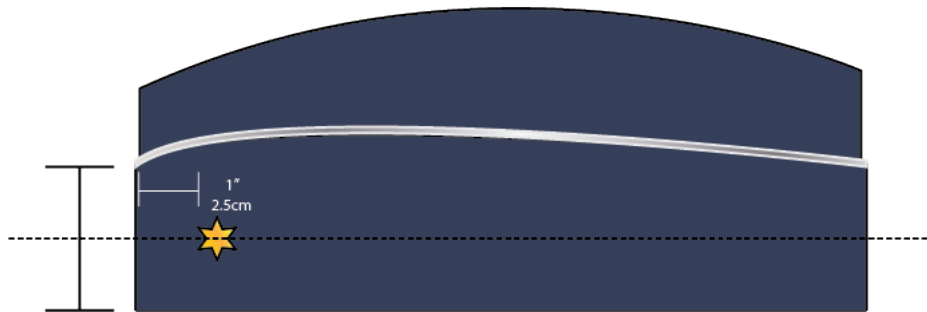

Measurement and Insignia Guide

RIGHT SIDE - CHAPTER CO



LEFT SIDE - CHAPTER CO


RIGHT SIDE - FLAG OFFICER



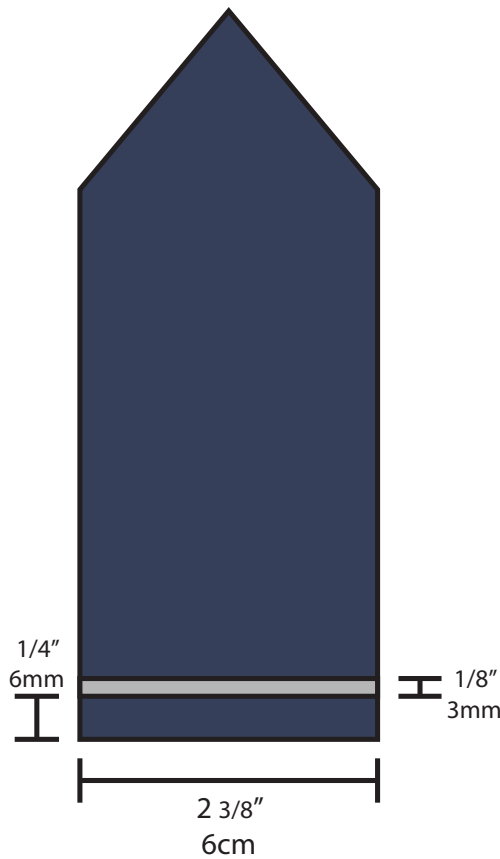
LEFT SIDE - FLAG OFFICER

Measurement and Insignia Guide


WARRANT OFFICER



OFFICER



OFFICER
MESS DRESS ONLY




SHOULDER BOARDS SHOWN WITHOUT ATTACHED RANK INSIGNIA

SILVER STRIPE IS METALLIC SILVER

THERE IS NO VISIBLE SNAP ON GRAYSON SHOULDER BOARDS

The shoulder boards are the same size and shape as those worn by personnel in the RMN. They do not have a visible snap and the base fabric color should be specified as USAF blue.

Measurement and Insignia Guide




SPACER 3RD CLASS



PETTY OFFICER 2ND CLASS



MASTER CHIEF PETTY OFFICER



SPACER 2ND CLASS



PETTY OFFICER 1ST CLASS



SENIOR MASTER CHIEF
PETTY OFFICER



SPACER 1ST CLASS



CHIEF PETTY OFFICER

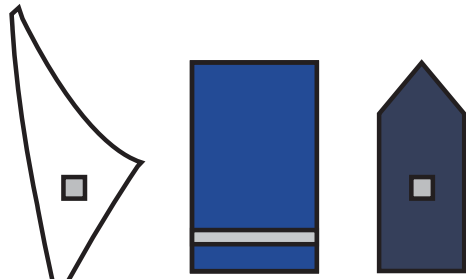


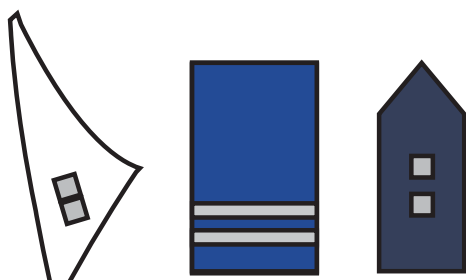
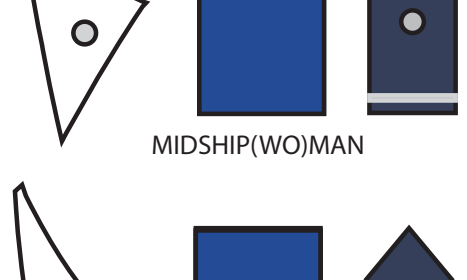

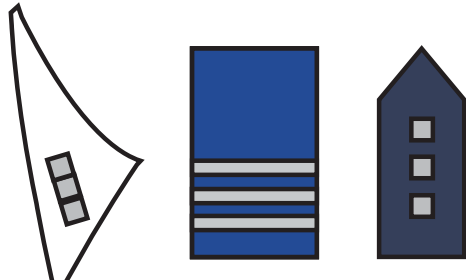
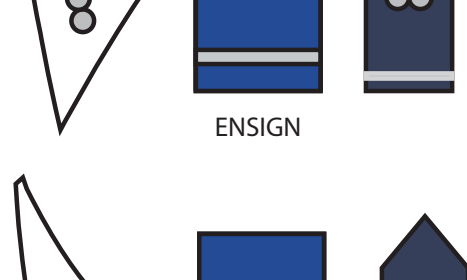
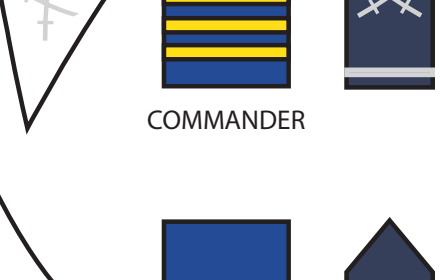
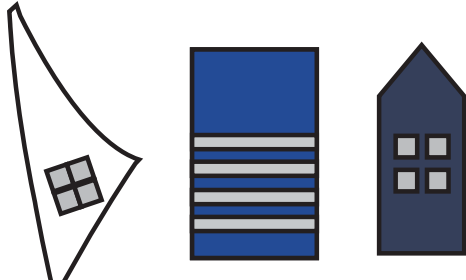
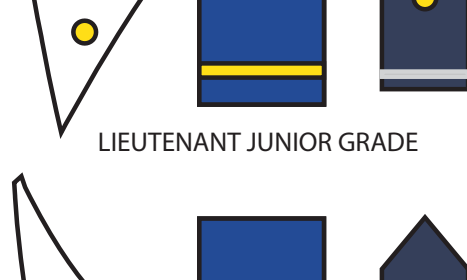
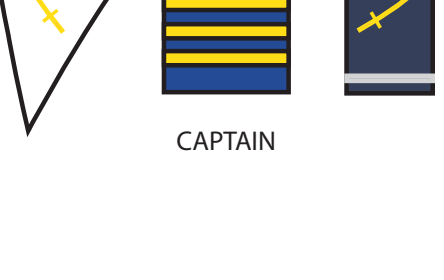
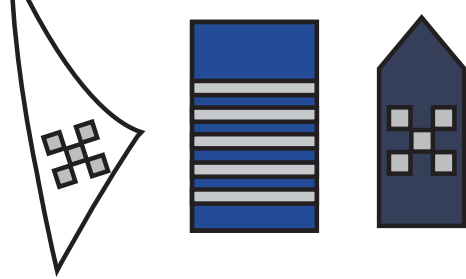




PETTY OFFICER 3RD CLASS



SENIOR CHIEF PETTY OFFICER

Measurement and Insignia Guide

		
<p>WARRANT OFFICER</p>		
		
<p>CHIEF WARRANT OFFICER</p>		
		
<p>SENIOR CHIEF WARRANT OFFICER</p>		
		
<p>MASTER CHIEF WARRANT OFFICER</p>		
		
<p>SENIOR MASTER CHIEF WARRANT OFFICER</p>		

Measurement and Insignia Guide



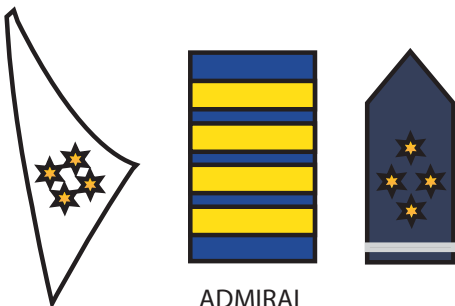
COMMODORE




REAR ADMIRAL



VICE ADMIRAL



ADMIRAL



HIGH ADMIRAL

FLAG OFFICER COLLAR RANK STUDY
SERVICE COAT



Quartermaster's Corner

The following section contains the names of merchants that will assist you in gathering the items necessary to construct your uniform. These suppliers have been vetted as satisfactory by the Uniform Board, and deliver a product consistent, both in look and quality, with our uniform regulations.

In most cases the cheapest possible supplier has been identified in an effort to make putting a uniform together as accessible to all as possible. Please contact a member of the Uniform Board if an alternative supplier is found that offers a cheaper price and we will gladly assess the item. If there are any questions, or any problems with the links, please contact a member of the Uniform Board or raise your concern on the Uniform Manuals section of the forum and we will be happy to assist you.

This section should be utilized in conjunction with the Required Items lists found on the Illustration pages.



Quartermaster's Corner

Shipboard Utility Uniform:

[Navy blue long sleeve action back coverall \(Belt loops will need to be added\) - RedKap](#)
[Navy blue USN shipboard coveralls - surplus/various suppliers](#)

Enlisted Service Coat:

Currently Unavailable

Officer/Warrant Officer/Senior Enlisted Dress Service Coat:

Pre-order through the Bureau of Supply

GSN Blue Trousers, All Ranks:

[Civil Air Patrol Uniform Trousers, Male - Vanguard Uniforms](#)
[Civil Air Patrol Uniform Trousers, Female - Vanguard Uniforms](#)

White Dress Shirts, All Ranks:

[Civil Air Patrol Aviator Long Sleeve Dress Shirt, Male - Vanguard Uniforms](#)
[Civil Air Patrol Aviator Long Sleeve Dress Shirt, Female - Vanguard Uniforms](#)
[Female Army ASU Long Sleeve Shirt \(untucked "Princess-cut"\) - Marlow White](#)

GSN ties:

[USAF blue tie/tie tab/bow tie\(Mess Dress only\) - Vanguard Uniforms](#)

GSN Belts:

[USAF blue belt w/ silver military buckle - Vanguard Uniforms](#)
[Gray belt w/ silver military buckle \(Enlisted Utility Uniform only\) - Amazon, chrome/gray](#)

GSN Mess Dress Bottoms:

[USAF Mess Dress Trousers - uniforms4u or ask a TRMN member who is AD US military](#)
[USAF Mess Dress Skirt - uniforms4u or ask a TRMN member who is AD US military](#)

(NOTE: This skirt is also used as the skirt option for all other female uniform variants that authorize a skirt)

GSN Mess Jacket:

[Reconstructing History pattern #957 - color match fabric to 2nd gen GSN Officer Ser. Coat](#)

Mess Dress Commanding Officer Star:

[3/4" nickle plated 5 point star - USAF Brigadier General insignia star - Vanguard Uniforms](#)

Mess Dress Accessories – ask a TRMN member who is AD US Military for assistance :

USAF Mess Dress Cummerbund (Male/Female)
 Silver button chain (Male only)
 Silver cufflinks (mandatory for Males, optional for Females)
 Mess Dress tuxedo shirt (Male/Female)
 Mess Dress tuxedo shirt buttons

Black Shoes :

Women - patent leather pumps - various suppliers
 Men/Women - patent leather high gloss military shoes - various suppliers

Black Boots:

Black military/police boots - local Army-Navy store/Amazon

Quartermaster's Corner

Shoulder Boards

USAF Blue Warrant Officer - Eiseman-Ludmar Co, custom order

USAF Blue with 1/8" silver stripe, Officer - Eiseman-Ludmar Co, custom order

USAF Blue w/ 2 1/2" silver stripe, Officer/WO Mess Dress - Eiseman-Ludmar Co, custom order

Special Uniform:

[Bosun - 1/2" PermaSilver braid, 1 yd - Eiseman-Ludmar Co](#)

Bosun Whistle - silver with silver neck chain - various suppliers

Black Plastic Nameplate:

Black w/ WHITE lettering - My Name Badges - Xpressbadge - Laser Engraved Plastic, 3/4"x3"

Embroidered Name Tapes:

Navy blue (Utility Coveralls) - 1800nametape - US Navy Coverall, Silver Lettering

GSN Flight Cap:

[Enlisted/Warrant Officer/Officer - USAF Enlisted flight cap - Vanguard Uniforms](#)

[Starship Commanding Officer - USAF Officer flight cap - Vanguard Uniforms](#)

[Flag Officers - USAF General Officer flight cap - uniforms4u](#)

GSN Service Cap:

[Warrant Officer/Officer - USAF Enlisted service cap - Vanguard Uniforms](#)

[Starship Commanding Officer band - USAF honor guard silver cap band - Vanguard Uniforms](#)

Shoulder Cords:

[High Admiral/GSN CNO - Silver British Army Aiguillette - eBay](#)

[High Admiral Senior Staff - Silver cord \(silver #7257\) w/silver tip - Eiseman-Ludmar Co](#)

High Admiral Junior Staff - Silver cord (silver #7257) w/ no tip - Eiseman-Ludmar Co

Commanding Officer, GNSS Katherine Mayhew - same as HA Jr. Staff

GSN personnel working for RMN SL or Bureau - contact the RMN Liaison Officer

Assignment Patches:

Office of the High Admiral - Contact the High Admiral

IMNA Staff - Bureau of Supply

Ship Patch - Contact your commanding officer

Foreign Navy Patches - Contact your chain of command

TRMN Bureau of Supply

Rank Insignia, Rank Pins, Awards, Ribbons, Patches, etc

Metallic Cuff Rings:

PermaGold by the yard - Eiseman-Ludmar - 1/2" braid

[PermaGold by the yard - Eiseman-Ludmar - 1" braid](#)

PermaGold complete kits for O2-O6 - Marlow White, USN Officer Sleeve Lacing Kit (DO NOT USE ADMIRAL KITS)

[PermaSilver by the yard - Eiseman-Ludmar - 1/2" braid](#)

Buttons for Existing Service Coats and Mess Dress Jackets:

[Plain Silver First Responder Replacement Buttons - Marlow White](#)

Officer Service Coat takes 3 jacket size and 4 pocket size buttons

Enlisted Service Coat takes 2 pocket size buttons

Mess Jacket (Male and Female) takes 6 jacket size buttons



**THE ROYAL
MANTICORAN NAVY**

**The Official Honor Harrington
Fan Association**